

3D TENDER®

HIGH PERFORMANCE RESEARCH & DEVELOPMENT



2023



#HIGH PERFORMANCE

3D TENDER®
HIGH PERFORMANCE RESEARCH & DEVELOPMENT

RIBs, fiberglass hulls, aluminum hulls, removable floors, ultra-light tenders with high pressure inflatable bottom more than 100,000 boats delivered worldwide since the start of the 3D TENDER brand in 2007. Performance, comfort, durability and the unbeatable price have always been the main values of the 3D TENDER brand.

3D TENDER's approach to design and construction gives boat owners the confidence to go the extra mile and tackle conditions that many others may avoid.

The 3D TENDER range offers you an incomparable choice of models with exceptional prices

ENVIRONMENT

3D Tender pay great attention to environmental friendliness during the production of the boats. We make sure to use non-polluting, energy-efficient processes that respect the health of employees and users. The choice of raw materials is crucial since it makes it possible to build very resistant boats that are also close to nature.

FEATHERWEIGHT 3D TENDER

Aluminum hulls give boats their strength while giving them an undeniable advantage in terms of weight. These boats can therefore be propelled by small, cheaper, more fuel-efficient engines, reducing their CO2 emissions.

ALUMINIUM 3D TENDER

Aluminum is one of the only materials that can be recycled unlimitedly without losing its qualities and properties.

POWDER COATING

3D Tender chose to use powder paints. The powder is electrically charged and sprayed onto the prepared surfaces before being placed in an oven. The finish is impeccable, the painted surfaces are smooth and shiny.

Powder paints bring considerable advantages compared to conventional liquid paints:

- No volatile organic mixture
- No solvent (no risk of fire, less pollution)
- No pollution, excess powder is easily collected by suction

Curing times and temperatures have been significantly improved in order to reduce the energy consumption of the process.



#3DTENDER RIB's



PATROL

860



PATROL 860

The biggest boat of the range, the Patrol 860 is an «on demand» RIB for all sailing programs.

The high-performance hull of the boat gives it an exceptional passage at sea. The Patrol's deep-V composite hull, wide chines and large diameter tubes, provide excellent maneuverability and stability on the water, resulting in unparalleled onboard safety.

The Patrol 860 is a fully modular boat, you can choose to position all the optional equipment (Console, Bolster Seat, Bench...) wherever you want. This modularity makes it possible to meet the needs of both professionals (firefighters, coastguards) and individuals (Pleasure and fishing).

The boat is available in PVC Melher or in HYPALON ORCA® fabric from the Belgian company, Pennel and Flipo.

The Patrol 860 is available in a 12-passenger NUC-certified commercial version.



EQUIPMENT

EPDM bow roller
Bow locker below deck
Anchor locker
300L tank
Non-skid deck
EPDM tube protection
Bow protection
Two safe-line row
Handles
Cone reinforcement
retractable cleat
Inflator

Option :

Console XL (C05)
Console PATROL (C10)
Console Cabin Patrol (C14)
Closing Cab Patrol (A10)
Seat Bolster XL (S02)
Triple XL Patrol Bench (B04)
Triple XL bench seat Patrol (B05)
Double Roll Bar Patrol (R10)
T-Top (T02)
Jockey seats
Towing mast with balcony (A11)
Tube ladder (A12)
500 L fuel tank

DETAILED FEATURES

LENGTH	8.60 m
INTERIOR LENGTH	7.40 m
WIDTH	2.92 m
INTERIOR WIDTH	1.82 m
DEPTH	1.40 m
DEAD RISE BOW	27 °
DEAD RISE TRANSOM	14 °
TUBE DIAMETER	55
NUMBER OF AIR CHAMBERS	6
WEIGHT	1080kg
TUBE INFLATION PRESSURE	0.25 bar
PASSAGER NUMBER	20
MAX LOAD	2836 kg
MAX POWER	500 HP
ENGINE SHAFT	Simple XXL Twin XL
DESIGN CATEGORY	C
FUEL TANK	300 L

RIB's
FIBERGLASS HULL



760



PATROL 760

The Patrol 760 is an «on demand» RIB for all sailing programs. The boat offers excellent maneuverability and stability on the water and the high-performance hull gives it an exceptional passage at sea.

Like the other boat of the range, the Patrol 760 is fully modular, you can choose to position all the optional equipment (Console, Bolster Seat, Bench) wherever you want. This modularity makes it possible to meet the needs of both professionals (firefighters, coastguards) and individuals (Pleaseure and fishing).

The Patrol 760 is available in PVC Melher or in HYPALON ORCA® fabric from the Belgian company, Pennel and Flipo.

The boat is also available in 10 passenger NUC-certified commercial version.



EQUIPMENT

EPDM bow roller
Bow locker below deck
Anchor locker
300L tank
Non-skid deck
EPDM tube protection
Bow protection band
Two safe-line row
Handles
Cone reinforcement
retractable cleat
Inflator


Option :

Console XL (C05)
Console PATROL (C10)
Console Cabin Patrol (C14)
Closing Cab Patrol (A10)
Seat Bolster XL (S02)
Triple XL Patrol Bench (B04)
Triple XL bench seat Patrol (B05)
Double Roll Bar Patrol (R10)
T-Top (T02)
Jockey seats
Towing mast with balcony (A11)
Tube ladder (A12)
500 L fuel tank

DETAILED FEATURES

LENGTH	7.60 m
INTERIOR LENGTH	6.40 m
WIDTH	2.92 m
INTERIOR WIDTH	1.82 m
DEPTH	1.40 m
DEAD RISE BOW	14 °
DEAD RISE TRANSOM	27 °
TUBE DIAMETER	55
NUMBER OF AIR CHAMBERS	6
WEIGHT	900kg
TUBE INFLATION PRESSURE	0.25 bar
PASSAGER NUMBER	17
MAX LOAD	2836 kg
MAX POWER	300 HP
ENGINE SHAFT	Simple XXL Twin XL
DESIGN CATEGORY	C
FUEL TANK	300 L

RIB'S
FIBERGLASS HULL



08

670.



PATROL 670

The high-performance hull of the boat gives it an exceptional passage at sea. The Patrol's deep-V composite hull, wide chines and large diameter tubes, provide excellent maneuverability and stability on the water, resulting in unparalleled onboard safety. The Patrol 670 is a fully modular boat, you can choose to position all the optional equipment (Console, Bolster Seat, Bench...) wherever you want. This modularity makes it possible to meet the needs of both professionals (firefighters, coastguards) and individuals (Pleasure and fishing).

The specific shape of the hull makes it the perfect boat for professional looking at reaching higher speed.

The boat is available in PVC Melher or in HYPALON ORCA® fabric from the Belgian company, Pennel and Flipo.



EQUIPMENT

EPDM bow roller
 Forward locker below deck
 Anchor locker
 150 L tank
 Anti-skid deck
 Double anti-skid strip
 Bow protection strip
 Two safe-line row
 Carrying handles
 Cone reinforcement
 Retractable cleat
 Self-bailing boat
 Inflator

Option :

Console XL (C05)
 Console PATROL (C10)
 Seat Bolster XL (S02)
 Triple XL Patrol Bench (B04)
 Triple XL bench seat Patrol (B05)
 Double Roll Bar Patrol (R10)
 T-Top (T02)
 Jockey seats
 Towing mast with balcony (A11)
 Tube ladder (A12)

DETAILED FEATURES

LENGTH	6.70 m
INTERIOR LENGTH	5.30 m
WIDTH	2.68 m
INTERIOR WIDTH	1.50 m
DEPTH	1.40 m
DEAD RISE BOW	23 °
DEAD RISE TRANSOM	34 °
TUBE DIAMETER	52
NUMBER OF AIR CHAMBERS	6
WEIGHT	700kg
TUBE INFLATION PRESSURE	0.25 bar
PASSAGER NUMBER	15
MAX LOAD	2836 kg
MAX POWER	200 HP
ENGINE SHAFT	Simple XL
DESIGN CATEGORY	C
FUEL TANK	150 L

RIB's
 FIBERGLASS HULL



PRICE LIST

MODEL			
STANDARD EQUIPMENT	<ul style="list-style-type: none"> EPDM bow roller Bow locker below deck Anchor locker 300L fuel tank Non-skid deck U EPDM tube protection Bow protection band Double safe -line Handles Cone reinforcement retractable cleat Inflator 	<ul style="list-style-type: none"> EPDM bow roller Bow locker below deck Anchor locker 300L fuel tank Non-skid deck U EPDM tube protection Bow protection band Double safe -line Handles Cone reinforcement retractable cleat Inflator 	<ul style="list-style-type: none"> EPDM bow roller Bow locker below deck Anchor locker 150L fuel tank Non-skid deck U EPDM tube protection Bow protection band Double safe -line Handles Cone reinforcement retractable cleat Inflator
PVC BLACK/GREY	39 795 € VAT INCLUDED	27 500 € VAT INCLUDED	19 310 € VAT INCLUDED
PVC GREY	39 795 € VAT INCLUDED	27 500 € VAT INCLUDED	19 310 € VAT INCLUDED
HYPALON BLACK	47 145 € VAT INCLUDED	34 545 € VAT INCLUDED	25 505 € VAT INCLUDED



#THE FREEDOM OF THE SEA

650



PATROL 650/600/560/550/530

The modularity of the Patrol range makes it possible to meet the needs of both professionals (firefighters, coastguards) and individuals (pleasure and fishing).

Outstanding reliability and unparalleled performance. The Patrol has the distinction of having greater buoyancy, stability, weight and load capacity than other boats of the same dimensions.

As standard, your Patrol is equipped with a console, Bolster seat and a stainless steel fuel tank built into the deck.

The boats are available in PVC or in HYPALON ORCA® fabric from the Belgian company, Pennel and Flipo.

The Patrol 600 have a self-draining deck

The Patrol 550 is available in division 222.



EQUIPMENT

PATROL console with storage and seat
 Bolster seat with storage box and picnic table
 Front locker under the deck
 Anchor locker
 EPDM bow roller
 Non-skid deck
 Tube protection strip
 Bow protection strip
 Safe-lines
 Handles
 Cone reinforcement
 Retractable cleat
 Inflator
 Fuel tank
 transom ladder

Option on 650/600
 Patrol Double Bench (B03)
 Triple XL Patrol Bench (B04)
 Roll Bar (R09)
 T-Top (T02)
 Tube ladder (A12)

Option on 560/550/530
 Single bench seat (B01)
 Double bench seat (B02)
 Roll Bar (R09)
 T-Top (T01)

DETAILED FEATURES

Model	PATROL 650	PATROL 600	PATROL 560	PATROL 550	PATROL 530
LENGTH	6.50 m	6.00 m	5.60 m	5.50 m	5.30 m
INTERIOR LENGTH	5.40 m	4.20 m	4.20 m	4.30 m	4.00 m
WIDTH	2.50 m	2.40 m	2.13 m	2.40 m	2.13 m
INTERIOR WIDTH	1.36 m	1.30 m	1.20 m	1.20 m	1.20 m
DEPTH	1.30 m	1.30 m	1.30 m	1.30 m	1.30 m
DEAD RISE BOW	24 °	24 °	24 °	24 °	24 °
TUBE DIAMETER	57	57	49	57	49
NUMBER OF AIR CHAMBERS	6	5	5	6	5
WEIGHT	450kg	350kg	280kg	250kg	230kg
TUBE INFLATION PRESSURE	0.25 bar	0.25 bar	0.25 bar	0.25 bar	0.25 bar
PASSAGER NUMBER	15	13	10	11	9
MAX POWER	150 HP	140 HP	100 HP	115 HP	90 HP
ENGINE SHAFT	Simple L	Simple L	Simple L	Simple L	Simple L
DESIGN CATEGORY	C	C	C	C	C
FUEL TANK	100 L	100 L	60 L	100 L	60 L

RIB's FIBERGLASS HULL

Available in standard for 650/600 :

PATROL XL console with storage box and front seat and Bolster XL seat with storage box and retractable picnic table on the back

Available in standard for 560/550/530 :

PATROL L console with storage box and front seat and Bolster L seat with storage box and retractable picnic table on the back

PRICE LIST

MODEL	PATROL 650	PATROL 600	PATROL 560	PATROL 550	PATROL 530
STANDARD EQUIPMENT	Console XL with storage and seat Bolster seat XL Front locker ^o Anchor locker EPDM bow roller Non-skid deck Heavy duty double rubber band Bow protection band Safe-lines Handles Cone reinforcement Retractable cleat Inflator Fuel tank 100L transom ladder	Console XL with storage and seat Bolster seat XL Front locker ^o Anchor locker EPDM bow roller Non-skid deck Heavy duty double rubber band Bow protection band Safe-lines Handles Cone reinforcement Retractable cleat Inflator Fuel tank 100L transom ladder	Console L with storage and seat Bolster seat L Front locker ^o Anchor locker EPDM bow roller Non-skid deck Heavy duty double rubber band Bow protection band Safe-lines Handles Cone reinforcement Retractable cleat Inflator Fuel tank 60L transom ladder	Console L with storage and seat Bolster seat L Front locker ^o Anchor locker EPDM bow roller Non-skid deck Heavy duty double rubber band Bow protection band Safe-lines Handles Cone reinforcement Retractable cleat Inflator Fuel tank 100L transom ladder	Console L with storage and seat Bolster seat L Front locker ^o Anchor locker EPDM bow roller Non-skid deck Heavy duty double rubber band Bow protection band Safe-lines Handles Cone reinforcement Retractable cleat Inflator Fuel tank 60L transom ladder
PVC BLACK/GREY	16 790 € <small>VAT INCLUDED</small>	15 635 € <small>VAT INCLUDED</small>	11 540 € <small>VAT INCLUDED</small>	13 640 € <small>VAT INCLUDED</small>	11 120 € <small>VAT INCLUDED</small>
PVC GREY	16 790 € <small>VAT INCLUDED</small>	15 635 € <small>VAT INCLUDED</small>	11 540 € <small>VAT INCLUDED</small>	13 640 € <small>VAT INCLUDED</small>	11 120 € <small>VAT INCLUDED</small>
HYPALON BLACK	20 465 € <small>VAT INCLUDED</small>	19 205 € <small>VAT INCLUDED</small>	15 215 € <small>VAT INCLUDED</small>	16 580 € <small>VAT INCLUDED</small>	14 060 € <small>VAT INCLUDED</small>



#DREAM BIGGER



DREAM

850



DREAM 850

The Dream 850 has been specially designed to combine performance and reactive driving. Equipped with a modern layout that can be adapted according to your desires. It reinterprets and reinvents the spaces on board, making it an outstanding pleasure boat.

The deep V hull is made of reinforced fiberglass, the deck is self-draining and the back access platforms to the sea with a bathing ladder allows an easy descent and ascent. Each model in the Dream range comes with a large sundeck with several storage lockers and a retractable picnic table.

The tubes are available in Valmex® PVC from the German company Melher® or in HYPALON ORCA® fabric from the company Pennel et Flipo, they contain six watertight compartments, six inflation valves and are protected by two anti-drag strips.



EQUIPMENT

- Self-draining deck
 - Back platform with a swim ladder
 - 300 L fuel tank under the main deck
 - Living space with picnic table convertible into a sundeck
 - Back chest for the storage of the picnic table
 - Console with storage
 - Bolster for two adult seating with triple driving positions
 - Four front lockers
 - Front and back sundeck
 - Electric windlass integrated into the bow roller
 - Retractable cleats
 - Electric and automatic bilge pump 12V, 2000GPH
 - Manual bilge pump and watertight circuit breaker
- Option :
- Shower kit with pump and tank included
 - Integrated small kitchen with sink in the pilot seat
 - Flxiteek on the deck and the back access platforms
 - Composite roll-bar with LED light
 - Back and front double Bimini

DETAILED FEATURES

LENGTH	8.45 m
INTERIOR LENGTH	7.40 m
WIDTH	3.12m
INTERIOR WIDTH	2.40 m
DEPTH	1.50 m
DEAD RISE BOW	14 °
DEAD RISE TRANSOM	27 °
TUBE DIAMETER	63
NUMBER OF AIR CHAMBERS	6
WEIGHT	1180kg
TUBE INFLATION PRESSURE	0.25 bar
PASSAGER NUMBER	18
MAX LOAD	1850 kg
MAX POWER	350 HP
ENGINE SHAFT	Simple XXL
DESIGN CATEGORY	C
FUEL TANK	300 L

RIB's
FIBERGLASS HULL



655



DREAM 655

The Dream range of fiberglass RIB boats has been designed to provide maximum comfort on elegant boats to make unforgettable memories while cruising with your friends and family.

On the Dream 655 model, every detail was designed to enjoy your ride on the boat, from the hull with its deep V specially designed to offer great maneuverability and an irrefragable comfort of navigation, to the various standard equipment.

Each model include a large sunbathing area and a retractable picnic table. The 655 and 635 models feature a console with front seat and storage locker, a bolster that can be adjusted to sit or stand and a rear bench.

The boat is available in Valmex® PVC from the German company Melher or in HYPALON ORCA® fabric from the Belgian company, Pennel et Flipo.



EQUIPMENT

- Pilot console
- Driver's seat
- Rear bench seat against molded 3 places
- Self-bailing deck
- Forward sunbathing area
- Bow roller
- Fuel tank 100L
- Picnic table
- Front locker
- Rear platform with black EVA anti-skid coating
- Anti-ragging strip
- Double bow protection strip
- Carrying handles
- Inflator

- Option for LIMITED EDITION HYPALON BLACK & WHITE versions
- Side steps
- Shower with 40L tank
- Black non-slip EVA deck liner

DETAILED FEATURES

LENGTH	6.55 m
INTERIOR LENGTH	5.80 m
WIDTH	2.70 m
INTERIOR WIDTH	1.50 m
DEPTH	1.40 m
DEAD RISE BOW	24 °
DEAD RISE TRANSOM	34 °
TUBE DIAMETER	58
NUMBER OF AIR CHAMBERS	6
WEIGHT	850
TUBE INFLATION PRESSURE	0.25 bar
PASSAGER NUMBER	12
MAX LOAD	1250 kg
MAX POWER	200 HP
ENGINE SHAFT	Simple XL
DESIGN CATEGORY	C
FUEL TANK	100 L

RIB's
FIBERGLASS HULL



600



EQUIPMENT

Tilting steering console with wrap-around windshield
 Bolster seat with storage box
 3 seat rear bench seat and adjustable pilot seats
 Ladder
 Sunbathing area
 Black or grey synthetic deck with EVA floor
 Integrated fuel tank (80 L)
 Self-draining deck
 Anchor locker
 Back swimming platform
 Spacious dashboard
 Picnic table
 Shower kit with electric pump + 40l tank

DETAILED FEATURES

LENGTH	5.90 m
INTERIOR LENGTH	4.90 m
WIDTH	2.45 m
INTERIOR WIDTH	1.20 m
DEPTH	1.40 m
DEAD RISE BOW	27 °
DEAD RISE TRANSOM	14 °
TUBE DIAMETER	55
NUMBER OF AIR CHAMBERS	5
WEIGHT	500
TUBE INFLATION PRESSURE	0.25 bar
PASSAGER NUMBER	10
MAX LOAD	1250 kg
MAX POWER	120 HP
ENGINE SHAFT	Long L
DESIGN CATEGORY	C
FUEL TANK	80 L

RIB's
 FIBERGLASS HULL



24

Tolerances dimensions and weight (±)10%

DREAM 6

The Dream 6 is a comfortable family boat specially designed for sailors. The modern marauding look and deep V hull offer a better sailing sensations and ideal stability and maneuverability.

The interior design has been studied to offer maximum comfort and safety on board, with optimized storage and seating areas.

On the Dream 6, the rear platforms make it easier to get on and off the boat and increase circulation space. The tilting console is protected by a wraparound windshield, for better driving comfort. The deck can be transformed into a sundeck for relaxation. The picnic table is retractable and a shower kit is available on board. The Dream 6 has many storage solutions: back and front lockers, under the Bolster seat, and even in the cargo area, which allows for the storage of bulky equipment.

The tubes are available in heat-welded Valmex® PVC from the German company Melher or in HYPALON ORCA® fabric from the company Pennel et Flipo.



23

635



EQUIPMENT

Steering console
 Pilot console
 Self-draining deck
 Sunbathing area
 Bow roller
 Console
 Fuel tank
 Picnic table
 Bowl locker
 Non skid black EVA PAD
 Double Heavy duty rubbing strake
 Bow protection
 Handles
 Pump

DETAILED FEATURES

Model	DREAM 635	DREAM 550	DREAM 500	DREAM 440
LENGTH	6.35 m	5.50 m	5.00 m	4.40 m
INTERIOR LENGTH	5.30 m	4.50 m	4.00 m	4.50 m
WIDTH	2.55 m	2.24 m	2.22 m	1.93 m
INTERIOR WIDTH	1.20 m	1.10 m	1.00 m	1.00 m
DEPTH	1.30 m	1.30 m	1.20 m	1.20 m
DEAD RISE BOW	21 °	24 °	24 °	24 °
TUBE DIAMETER	54/58	46/52	46/52	46/52
NUMBER OF AIR CHAMBERS	5	5	5	3
WEIGHT	550	350	300	280
TUBE INFLATION PRESSURE	0.25 bar	0.25 bar	0.25 bar	0.25 bar
PASSAGER NUMBER	10	9	8	7
MAX POWER	140 HP	90 HP	80 HP	60 HP
ENGINE SHAFT	Simple L	Simple L	Simple L	Simple L
DESIGN CATEGORY	C	C	C	C
FUEL TANK	100 L	50 L	50 L	40 L

RIB's

FIBERGLASS HULL

The Dream 550/500/440 models have a steering console with front seat and locker, a bolster that can be adjusted to a sitting or standing position.

Each model comes with a large sunbathing area and a retractable picnic table.

The Hypalon Orca® fabric is a quality fabric that resists extreme temperatures. In tropical areas, it is essential to choose this fabric.

26

Tolerances dimensions and weight (±)10%

DREAM 635/550/500/440

The Dream range will make you discover all the sweetness of life at sea with an additional level of comfort. The best suited boats for cruises with friends and family. Combine comfort on board and space saving.

On the DREAM models, nothing has been left to chance, from the hull with its deep V specially designed to offer great maneuverability and an irreplaceable comfort of navigation, to its outstanding standard equipment, the comfort comes in all sizes.

This boat is available in thermo-welded Valmex® PVC from the German company Melher or in HYPALON ORCA® fabric from the Belgian company Pennel et Flipo.



25

PRICE LIST

PRICE LIST

MODEL	DREAM 850	DREAM 655	DREAM 655 LIMITED EDITION	DREAM 600	MODEL	DREAM 635	DREAM 550	DREAM 500	DREAM 440
STANDARD EQUIPMENT	Self-draining deck Back platform with a swim ladder 300 L fuel tank under the main deck Living space with picnic table convertible into a sundeck Back chest Console with storage Bolster for two adult seating with triple driving positions Four front lockers Front and back sundeck Electric windlass integrated into the bow roller Retractable cleats Electric and automatic bilge pump Manual bilge pump and watertight circuit breaker	Pilot console Driver's seat Rear bench seat against molded 3 places Self-bailing deck Forward sunbathing area Bow roller Fuel tank 100L Picnic table and Front locker Rear platform with black EVA Anti-ragging strip Double bow protection strip Carrying handles Inflator	Pilot console Driver's seat Rear bench seat against molded 3 places Self-bailing deck Forward sunbathing area Bow roller Fuel tank 100L Picnic table and Front locker Rear platform with black EVA Anti-ragging strip Double bow protection strip Carrying handles Inflator Side steps Shower with 40L tank Black non-slip EVA deck liner	Tilting steering console with wrap-around windshield Bolster seat with storage box Rear bench seat and adjustable pilot seats ladder Sunbathing area Black or grey synthetic deck with comfortable EVA floor Integrated fuel tank 80 L Self-draining deck Anchor locker Rear swim platform Spacious dashboard Picnic table Shower kit with electric pump + 40 liter tank	STANDARD EQUIPMENT	Pilot console and seat Bench Self-draining deck Sunbathing area Bow roller Console Fuel tank 100L Picnic table Bowl locker Non skid black EVA PAD Double Heavy duty rubbing strake Bow protection Handles Pump	Self-draining deck Sunbathing area Bow roller Console Fuel tank 50L Picnic table Bowl locker Non skid black EVA PAD Double Heavy duty rubbing strake Bow protection Handles Pump	Self-draining deck Sunbathing area Bow roller Console Fuel tank 50L Picnic table Bowl locker Non skid black EVA PAD Double Heavy duty rubbing strake Bow protection Handles Pump	Self-draining deck Sunbathing area Bow roller Console Fuel tank 40L Picnic table Bowl locker Non skid black EVA PAD Double Heavy duty rubbing strake Bow protection Handles Pump
PVC WHITE/GELCOAT BLACK	-	21 725 € <small>VAT INCLUDED</small>	-	20 990 € <small>VAT INCLUDED</small>	PVC WHITE/GELCOAT BLACK	17 630 € <small>VAT INCLUDED</small>	14 585 € <small>VAT INCLUDED</small>	13 325 € <small>VAT INCLUDED</small>	10 910 € <small>VAT INCLUDED</small>
PVC BLACK/GELCOAT BLACK	-	21 725 € <small>VAT INCLUDED</small>	-	20 990 € <small>VAT INCLUDED</small>	PVC BLACK/GELCOAT BLACK	-	-	-	-
HYPALON WHITE/GELCOAT BLACK	-	25 190 € <small>VAT INCLUDED</small>	26 890 € <small>VAT INCLUDED</small>	23 300 € <small>VAT INCLUDED</small>	HYPALON WHITE/GELCOAT BLACK	20 675 € <small>VAT INCLUDED</small>	17 000 € <small>VAT INCLUDED</small>	15 740 € <small>VAT INCLUDED</small>	13 325 € <small>VAT INCLUDED</small>
HYPALON BLACK/GELCOAT BLACK	49 900 € <small>VAT INCLUDED</small>	25 190 € <small>VAT INCLUDED</small>	26 890 € <small>VAT INCLUDED</small>	23 300 € <small>VAT NOT INCLUDED</small>	HYPALON BLACK/GELCOAT BLACK	-	-	-	-

In areas with a tropical climate, the use of 3D TENDER boats in PVC is excluded from the guarantee. Price exclude delivery costs. prices and specifications may change without notice.

In areas with a tropical climate, the use of 3D TENDER boats in PVC is excluded from the guarantee. Price exclude delivery costs. prices and specifications may change without notice.

#FAST AND RELIABLE



XPRO



589



XPRO 589

The XPRO range is the best seller of the 3D Tender brand, the boats are fast, stable and maneuverable and have proven their efficiency over time. The XPRO is available in several sizes from 4.45 meters to 5.89 meters, this semi-rigid boat is ideal for fishing and small family cruises. It is a fully modular range, and can be fitted out according to your desires and needs.

The pilot seat, the console and the accessories can be placed wherever you want! The tubes are available in PVC Valmex® thermo-welded from the German company Melher or in HYPALON ORCA® fabric from the company Penel et Flipo.



EQUIPMENT

Xpro Steering Console with Storage Box and Attached Seat
 Bolster Xpro seat with storage box
 Bow roller
 Front locker
 Anti-skid deck
 Tube protection strip
 Bow protection strip
 Integral winter cover
 Two safe-line row
 Inflator, oars & repair kit

Option :

Double bench seat (B02)
 Double bench seat (B03)
 Double bench seat (B04)
 Roll bar seat (R13)
 Tube ladder (A12)

ORCA X

DETAILED FEATURES

LENGTH	5.89 m
INTERIOR LENGTH	4.72 m
WIDTH	2.52 m
INTERIOR WIDTH	1.33 m
DEPTH	1.10 m
DEAD RISE BOW	-
DEAD RISE TRANSOM	16 °
TUBE DIAMETER	57
NUMBER OF AIR CHAMBERS	6
WEIGHT	400kg
TUBE INFLATION PRESSURE	0.25 bar
PASSAGER NUMBER	16
MAX LOAD	1400 kg
MAX POWER	120 HP
ENGINE SHAFT	Simple L
DESIGN CATEGORY	C
FUEL TANK	-

RIB's
 FIBERGLASS HULL



32



XPRO 535

The XPRO range is the best seller of the 3D Tender brand, these boats are fast, stable and maneuverable and have proven their efficiency over time. It is the best quality/price ratio on the market! The XPRO is available in several sizes from 4.45 meters to 5.89 meters, this semi-rigid boat is ideal for fishing and small family cruises. It is a fully modular range, and can be fitted out according to your desires and needs. The pilot seat, the console and the accessories can be placed wherever you want. The 535 is sold with the pilot console, bolster seat and can be equipped with a bench to add some seating places on the boat as well as a Roll-bar for the the small accessoires. Powerful, the 535 XPro is also easy to drive, even with 50 HP. Precise, fast and secure, his behavior on water will bring you the most fun sensation on your cruises.

The tubes are available in PVC Valmex® thermo-welded from the German company Melher or in HYPALON ORCA® fabric from the company Pennel et Flipo.

EQUIPMENT

Steering Console with Storage and seat
 Bolster seat with storage
 Bow roller
 Forward locker
 Anti-skid deck
 Double anti-skid strip
 Bow protection strip
 Integral winter cover
 Double grips
 Inflator, oars & repair kit

Option :

Double bench seat (B01)
 Double bench seat (B02)
 Double bench seat (B06)
 Roll bar seat (R12)
 Roll bar seat (R13)
 Tube ladder (A12)

DETAILED FEATURES

LENGTH	5.35 m
INTERIOR LENGTH	3.70 m
WIDTH	2.12 m
INTERIOR WIDTH	1.00 m
DEPTH	1.10 m
DEAD RISE BOW	-
DEAD RISE TRANSOM	16 °
TUBE DIAMETER	52
NUMBER OF AIR CHAMBERS	6
WEIGHT	178kg
TUBE INFLATION PRESSURE	0.25 bar
PASSAGER NUMBER	10
MAX LOAD	1350 kg
MAX POWER	75 HP
ENGINE SHAFT	Simple L
DESIGN CATEGORY	C
FUEL TANK	-

RIB's
 FIBERGLASS HULL



490



XPRO 490

The XPRO 490 and 445 are boat that are ideal for fishing and small family cruises.

The range is a fully modular, and can be fitted out according to your desires and needs. The pilot seat, the console and the accessories can be placed wherever you want.

The boat are already equipped with a smaller console and seat that fit better the boat.

On the smaller end of the range the boat can reach high speed with rather small motorisations.

The tubes are available in PVC Valmex® thermo-welded from the German company Melher or in HYPALON ORCA® fabric from the company Pennel et Flipo.

35

Tolerances dimensions and weight (±)10%

EQUIPMENT

Pilot console
 Seat with storage box
 Bow roller
 Forward locker
 Anti-skid deck
 Double anti-skid strip
 Bow protection strip
 Pump, oars & repair kit
 Full winter cover
 Two safe-line row

Option :

Double bench seat (B01)
 Double bench seat (B02)
 Double bench seat (B06)
 Roll bar seat (R12)
 Roll bar seat (R13)
 Tube ladder (A12)

DETAILED FEATURES

LENGTH	4.90 m
INTERIOR LENGTH	3.35 m
WIDTH	2.08m
INTERIOR WIDTH	1.00 m
DEPTH	1.00 m
DEAD RISE BOW	24 °
DEAD RISE TRANSOM	14 °
TUBE DIAMETER	52
NUMBER OF AIR CHAMBERS	6
WEIGHT	178kg
TUBE INFLATION PRESSURE	0.25 bar
PASSAGER NUMBER	7
MAX LOAD	880 kg
MAX POWER	60 HP
ENGINE SHAFT	Simple L
DESIGN CATEGORY	C
FUEL TANK	-

RIB's

FIBERGLASS HULL

EQUIPMENT

Pilot console
 Seat with storage box
 Bow roller
 Forward locker
 Anti-skid deck
 Double anti-skid strip
 Bow protection strip
 Pump, oars & repair kit
 Full winter cover
 Two safe-line row

Option :

Double bench seat (B01)
 Double bench seat (B02)
 Double bench seat (B06)
 Roll bar seat (R12)
 Roll bar seat (R13)
 Tube ladder (A12)

DETAILED FEATURES

LENGTH	4.45 m
INTERIOR LENGTH	3.03 m
WIDTH	2.08 m
INTERIOR WIDTH	1.00 m
DEPTH	1.00 m
DEAD RISE BOW	24 °
DEAD RISE TRANSOM	14 °
TUBE DIAMETER	52
NUMBER OF AIR CHAMBERS	6
WEIGHT	167kg
TUBE INFLATION PRESSURE	0.25 bar
PASSAGER NUMBER	7
MAX LOAD	800 kg
MAX POWER	50 HP
ENGINE SHAFT	Simple L
DESIGN CATEGORY	C
FUEL TANK	-

RIB's

FIBERGLASS HULL

445



36

Tolerances dimensions and weight (±)10%

PRICE LIST

MODEL	XPRO 589	XPRO 535	XPRO 490	XPRO 445
STANDARD EQUIPMENT	<ul style="list-style-type: none"> Console with Storage and seat Bolster Xpro seat with storage box Bow roller Forward locker Anti-skid deck Double anti-skid strip Bow protection strip Integral winter cover Double grips Inflator, oars & repair kit 	<ul style="list-style-type: none"> Console with Storage and seat Bolster Xpro seat with storage box Bow roller Forward locker Anti-skid deck Double anti-skid strip Bow protection strip Integral winter cover Double grips Inflator, oars & repair kit 	<ul style="list-style-type: none"> Pilot console Seat with storage Bow roller Forward locker Anti-skid deck Double anti-skid strip Bow protection strip Pump, oars & repair kit Full winter cover Double grips 	<ul style="list-style-type: none"> Pilot console Seat with storage Bow roller Forward locker Anti-skid deck Double anti-skid strip Bow protection strip Pump, oars & repair kit Full winter cover Double grips
PVC BLACK	11 540 € <small>VAT INCLUDED</small>	7 970 € <small>VAT INCLUDED</small>	6 710 € <small>VAT INCLUDED</small>	6 080 € <small>VAT INCLUDED</small>
PVC GREY	11 540 € <small>VAT INCLUDED</small>	7 970 € <small>VAT INCLUDED</small>	6 710 € <small>VAT INCLUDED</small>	6 080 € <small>VAT INCLUDED</small>
HYPALON GREY	14 690 € <small>VAT INCLUDED</small>	10 490 € <small>VAT INCLUDED</small>	9 230 € <small>VAT INCLUDED</small>	8 600 € <small>VAT INCLUDED</small>



#START YOUR JOURNEY HERE

#READYTOGO



NIVIDIC

550



NIVIDIC 550

The NIVIDIC 550 is a semi-rigid boat built in aluminium, both robust and light, which will give you unforgettable moments at sea. Its deep V hull and hull design provide excellent seaworthiness that will give you confidence in the most difficult conditions.

The NIVIDIC will allow you to go for a day trip with friends or family.

The NIVIDIC 550 has all the necessary equipment; a steering console with a large locker and adjoining seat, a bolster seat with several storage compartments, a triple rear bench seat, a roll bar ski, an EVA deck covering, a 70 l gas tank, a bilge pump, a hydraulic steering system and a mooring locker.

This boat is available in thermo-welded Valmex® PVC from the German company Melher or in HYPALON fabric.



EQUIPMENT

Pilot console with locker and front seat
 Bolster seat with storage
 Triple rear bench seat with storage box
 70L fuel tank
 Black EVA non-slip coating
 Roll-bar ski
 Bilge pump
 Hydraulic steering
 Anchor locker
 Bow roller
 Anti-ragging protection strip
 Bow protection
 Carrying handles
 Reinforced aluminum towing ring
 Lifting rings x 4
 Safe-lines
 Non-slip tube reinforcement

Option :

Boat cover
 Cover for the steering console
 Cover for the bolster seat
 Cover for the back seat
 Inflatable sunbathing area
 Tube ladder
 Towing mast with balcony (A11)
 Tube ladder (A12)

DETAILED FEATURES

LENGTH	5.50 m
INTERIOR LENGTH	4.20 m
WIDTH	2.40 m
INTERIOR WIDTH	1.32 m
DEPTH	1.17 m
DEAD RISE BOW	27 °
DEAD RISE TRANSOM	21 °
TUBE DIAMETER	52
NUMBER OF AIR CHAMBERS	6
WEIGHT	400
TUBE INFLATION PRESSURE	0.25 bar
PASSAGER NUMBER	12
MAX LOAD	1350 kg
MAX POWER	100 HP
ENGINE SHAFT	Simple L
DESIGN CATEGORY	C
FUEL TANK	70 L

RIB's
 ALUMINUM HULL



EQUIPMENT

NIVIDIC 460 :

Pilot console with storage
 Bolster seat with storage
 65L fuel tank
 Black EVA non-slip coating
 Anchor locker
 Bow roller
 Anti-ragging protection strip
 Bow protection
 Carrying handles
 Reinforced aluminum towing ring
 Lifting rings x 4
 Safe-lines
 Non-slip tube reinforcement

NIVIDIC 420/360 :

Fuel tank (65L for 420, 32L for 360)
 Black EVA non-slip coating
 Anchor locker
 Bow roller
 Anti-ragging protection strip
 Bow protection
 Carrying handles
 Reinforced aluminum towing ring
 Lifting rings x 4
 Safe-lines
 Non-slip tube reinforcement

43

DETAILED FEATURES

Model	NIVIDIC 460	NIVIDIC 420	NIVIDIC 360
LENGTH	4.60 m	4.20 m	3.60 m
INTERIOR LENGTH	3.62 m	3.18 m	2.59 m
WIDTH	2.01 m	2.01 m	1.90 m
INTERIOR WIDTH	1.05 m	1.05 m	1.00 m
DEPTH	1.10 m	1.10 m	1.10 m
DEAD RISE BOW	-	-	-
TUBE DIAMETER	48	48	48
NUMBER OF AIR CHAMBERS	6	6	6
WEIGHT	170	137	85
TUBE INFLATION PRESSURE	0.25 bar	0.25 bar	0.25 bar
PASSAGER NUMBER	9	7	6
MAX POWER	60 HP	50 HP	30 HP
ENGINE SHAFT	Simple L	Simple L	Simple L
DESIGN CATEGORY	C	C	C
FUEL TANK	65 L	65 L	32 L

RIB's

ALUMINUM HULL

NIVIDIC 460/420/360

Smaller sizes but the same comfort at sea with the the deep V hull.
 Optional on the 420/390 the Pilot console with storage and the bolster seat with storage

PRICE LIST

MODEL	NIVIDIC 550	NIVIDIC 460	NIVIDIC 420	NIVIDIC 360
STANDARD EQUIPMENT	Pilot console with storage and front seat Bolster seat with storage Triple rear bench seat with storage box 70L fuel tank Black EVA non-slip coating Roll-bar ski Bilge pump Hydraulic steering Anchor locker Bow roller Anti-ragging protection strip Bow protection Carrying handles Reinforced aluminum towing ring Lifting rings x 4 Safe-lines Non-slip tube reinforcement	Pilot console with storage Bolster seat with storage 65L fuel tank Black EVA non-slip coating Anchor locker Bow roller Anti-ragging protection strip Bow protection Carrying handles Reinforced aluminum towing ring Lifting rings x 4 Safe-lines Non-slip tube reinforcement	Fuel tank 65L Black EVA non-slip coating Anchor locker Bow roller Anti-ragging protection strip Bow protection Carrying handles Reinforced aluminum towing ring Lifting rings x 4 Safe-lines Non-slip tube reinforcement	Fuel tank 32L Black EVA non-slip coating Anchor locker Bow roller Anti-ragging protection strip Bow protection Carrying handles Reinforced aluminum towing ring Lifting rings x 4 Safe-lines Non-slip tube reinforcement
PVC BLACK/GREY HULL	13 485 € <small>VAT INCLUDED</small>	6 493€ <small>VAT INCLUDED</small>	5 971 € <small>VAT INCLUDED</small>	3 975 € <small>VAT INCLUDED</small>
PVC WHITE/WHITE HULL	13 485 € <small>VAT INCLUDED</small>	6 493€ <small>VAT INCLUDED</small>	5 971 € <small>VAT INCLUDED</small>	3 975 € <small>VAT INCLUDED</small>
HYPALON BLACK/GREY HULL	16 380 € <small>VAT INCLUDED</small>	8 696€ <small>VAT INCLUDED</small>	8 174 € <small>VAT INCLUDED</small>	5 445 € <small>VAT INCLUDED</small>

In areas with a tropical climate, the use of 3D TENDER boats in PVC is excluded from the guarantee. Price exclude delivery costs. prices and specifications may change without notice.

Tolerances dimensions and weight (±)10%

#SAFETY AT SEA



RESCUE



430



RESCUE 430

The Rescue is designed to meet the specific needs of professionals and research institutions for inland water rescue.

It is a boat specially designed for intensive use, equipped with an ultra-reinforced aluminum hull and a fully self-draining deck.

The placement of the safe-lines and the numerous reinforcements of the tubes have also been specially studied to guarantee an unparalleled longevity for a boat perfectly adapted to the specific needs of the users.

The boat is available in PVC Melher or in HYPALON ORCA® fabric from the Belgian company, Pennel and Flipo

47

Tolerances dimensions and weight (±)10%

EQUIPMENT

Reinforced aluminum hull
 Double floor
 Self-draining deck
 Suitable location for the battery and the power supply
 Front chest
 Towing rings
 EVA anti-skid deck
 Ultra wide anti-skid strip
 Bow protection strip
 Lifting chainplates
 Reinforced transom
 Oars
 Inflator and repair kit

Option :
 Towing mast (A08)

DETAILED FEATURES

LENGTH	4.30 m
INTERIOR LENGTH	3.70 m
WIDTH	1.87 m
INTERIOR WIDTH	0.89 m
DEPTH	1.00m
DEAD RISE BOW	-
DEAD RISE TRANSOM	-
TUBE DIAMETER	50
NUMBER OF AIR CHAMBERS	4
WEIGHT	126kg
TUBE INFLATION PRESSURE	0.25 bar
PASSAGER NUMBER	8
MAX LOAD	900 kg
MAX POWER	60 HP
ENGINE SHAFT	Simple L
DESIGN CATEGORY	C
FUEL TANK	-

RIB's

ALUMINUM HULL

EQUIPMENT

Reinforced aluminum hull
 Double floor
 Self-draining deck
 Suitable location for the battery and the power supply
 Front chest
 Towing rings
 EVA anti-skid deck
 Ultra wide anti-skid strip
 Bow protection strip
 Lifting chainplates
 Reinforced transom
 Oars
 Inflator and repair kit

Option :
 Towing mast (A08)

DETAILED FEATURES

LENGTH	3.70 m
INTERIOR LENGTH	3.10 m
WIDTH	1.56 m
INTERIOR WIDTH	0.68 m
DEPTH	1.00 m
DEAD RISE BOW	-
DEAD RISE TRANSOM	-
TUBE DIAMETER	45
NUMBER OF AIR CHAMBERS	6
WEIGHT	75kg
TUBE INFLATION PRESSURE	0.25 bar
PASSAGER NUMBER	6
MAX LOAD	800 kg
MAX POWER	25 HP
ENGINE SHAFT	Simple S
DESIGN CATEGORY	C
FUEL TANK	-

RIB's

ALUMINUM HULL

370



48

Tolerances dimensions and weight (±)10%

PRICE LIST

MODEL	RESCUE 430	RESCUE 370
STANDARD EQUIPMENT	<ul style="list-style-type: none"> Reinforced aluminum hull Double floor Self draining deck Suitable location for the battery and the power supply Front trunk Towing rings EVA anti-skid deck Ultra wide anti-skid strip Bow protection strip Lifting chainplates Reinforced transom Oars Inflator and repair kit 	<ul style="list-style-type: none"> Reinforced aluminum hull Double floor Self draining deck Suitable location for the battery and the power supply Front trunk Towing rings EVA anti-skid deck Ultra wide anti-skid strip Bow protection strip Lifting chainplates Reinforced transom Oars Inflator and repair kit
PVC ORANGE	6 710 € <small>VAT INCLUDED</small>	5 093 € <small>VAT INCLUDED</small>
HYPALON ORANGE	9 125 € <small>VAT INCLUDED</small>	7 655 € <small>VAT INCLUDED</small>



#SAFETY FIRST

#SMALL AND ROBUST



XPRO RIB ALU

390



XPRO RIB ALU 420 /415/390

The XPRO RIB ALU are all made of thermo-welded or hot glued PVC and are also available in Hypalon fabric. The range of boat is ideal for those who need a strong, lightweight and maneuverable boat.

This range offers a solution for almost every need, from support to sailing clubs to fishing and water sports. Each model has an aluminum hull, double floor and a forward locker for storage of the nurse.

These boats allow a good cruising speed with small engines and thus offer an important and not negligible fuel economy.



EQUIPMENT

- Anti-corrosion treatment of the aluminum hull
- Marine powder paint
- Bow roller
- Lifting and towing chainplates integrated to the hull
- UV-resistant marine EVA pad coating
- Ultra wide anti-drag strip
- Bow guard
- Double grips
- Aluminum bench on slide rail
- Pump, oars and repair kit

DETAILED FEATURES

Model	RIB ALU 420	RIB ALU 415	RIB ALU 390
LENGTH	4.20 m	4.15 m	3.90 m
INTERIOR LENGTH	2.93 m	2.89 m	2.72 m
WIDTH	1.87 m	1.87 m	1.86 m
INTERIOR WIDTH	0.89 m	0.89 m	0.86 m
DEPTH	1.00 m	1.00 m	1.00 m
DEAD RISE BOW	-	-	-
TUBE DIAMETER	50	50	45
NUMBER OF AIR CHAMBERS	4	3	3
WEIGHT	128kg	89kg	69kg
TUBE INFLATION PRESSURE	0.25 bar	0.25 bar	0.25 bar
PASSAGER NUMBER	8	8	7
MAX POWER	60 HP	25 HP	25 HP
ENGINE SHAFT	Simple L	Simple L	Simple L
DESIGN CATEGORY	C	C	C
FUEL TANK	-	-	-

RIB'S ALUMINUM HULL

The XPRO RIB ALU 420 has a reinforced transom, allowing it to accommodate larger engines (up to 60 HP).

The console Jockey L (C07) is well suited for this range of boat

53

Tolerances dimensions and weight (±)10%

54

Tolerances dimensions and weight (±)10%

PRICE LIST

MODEL	XPRO RIB ALU 420	XPRO RIB ALU 415	XPRO RIB ALU 390
STANDARD EQUIPMENT	Anti-corrosion treatment of the aluminum hull Marine powder paint Bow roller Lifting and towing chainplates integrated to the hull UV-resistant marine EVA pad coating Ultra wide anti-drag strip Bow guard Double grips Aluminum bench on slide rail Pump, oars and repair kit	Anti-corrosion treatment of the aluminum hull Marine powder paint Bow roller Lifting and towing chainplates integrated to the hull UV-resistant marine EVA pad coating Ultra wide anti-drag strip Bow guard Double grips Aluminum bench on slide rail Pump, oars and repair kit	Anti-corrosion treatment of the aluminum hull Marine powder paint Bow roller Lifting and towing chainplates integrated to the hull UV-resistant marine EVA pad coating Ultra wide anti-drag strip Bow guard Double grips Aluminum bench on slide rail Pump, oars and repair kit
PVC BLACK	5 390 € <small>VAT INCLUDED</small>	3 665 € <small>VAT INCLUDED</small>	3 455 € <small>VAT INCLUDED</small>
PVC GREY	5 390 € <small>VAT INCLUDED</small>	3 665 € <small>VAT INCLUDED</small>	3 455 € <small>VAT INCLUDED</small>
HYPALON	8 390 € <small>VAT INCLUDED</small>	6 080 € <small>VAT INCLUDED</small>	5 660 € <small>VAT INCLUDED</small>



#SIMPLY CONVINIENT

In areas with a tropical climate, the use of 3D TENDER boats in PVC is excluded from the guarantee. Price exclude delivery costs, prices and specifications may change without notice.

#3DTENDER FOLDABLE BOATS



HEAVY DUTY



550





HEAVY DUTY 550/500/460/420/380/360/320

The Heavy Duty range is available in 7 models all made of thermo-welded or hot glued PVC and offers an inflatable V-shaped hull with a removable aluminum floor.

This range offers an excellent compromise between comfort, safety and a quick and efficient handling. A comfortable and versatile boat, for relaxing sea rides, fishing trips or fabulous dives.

The ideal partner for all your adventures!

59



EQUIPMENT

- Glued or heat-sealed PVC fabric
- Bow roller
- Integral winter cover
- 2 adjustable benches (sliding on the length of the boat)
- 2 oars
- 2 transport bags
- 2 storage bags under the bench
- Inflator
- Repair kit



DETAILED FEATURES

Model	HD 550	HD 500	HD 460	HD 420	HD 380	HD 360	HD 320
LENGTH	5.50 m	5.00 m	4.60 m	4.20 m	3.80 m	3.60 m	3.20 m
INTERIOR LENGTH	5.00 m	4.50 m	4.10 m	3.70 m	3.30 m	3.10 m	2.70 m
WIDTH	2.08 m	1.93 m	1.90 m	1.90 m	1.70 m	1.68 m	1.51 m
INTERIOR WIDTH	1.40m	1.25m	0.90m	0.82m	0.75m	0.70m	0.68m
DEPTH	0.70 m	0.70 m	0.70 m	0.70 m	0.70 m	0.70 m	0.70 m
DEAD RISE BOW	-	-	-	-	-	-	-
NUMBER OF AIR CHAMBERS	5	5	5	4	4	4	4
WEIGHT	130kg	118kg	98kg	88kg	78kg	68kg	56kg
TUBE INFLATION PRESSURE	0.25 bar	0.25 bar	0.25 bar	0.25 bar	0.25 bar	0.25 bar	0.25 bar
PASSAGER NUMBER	10	9	8	7	6	5	5
MAX WEIGHT	1300kg	1200kg	1100kg	1087kg	727kg	689kg	566kg
MAX POWER	45 HP	45 HP	40 HP	30 HP	20 HP	20 HP	15 HP
ENGINE SHAFT	Simple L	Simple L	Simple S	Simple S	Simple S	Simple S	Simple S
DESIGN CATEGORY	C	C	C	C	C	C	C
BAG DIMMENSIONS	149x79x49cm	133x69x39cm	133x69x39cm	131x66x39cm	121x66x38cm	107x66x38cm	107x66x38cm

FOLDABLE BOAT ALUMINUM FLOOR

The HEAVY DUTY range can be stored easily, the foldable boats offers an excellent compromise between comfort, safety and quick handling.

60

Tolerances dimensions and weight (±)10%

PRICE LIST

MODEL	HD 550	HD 500	HD 460	HD 420	HD 380	HD 360	HD 320
STANDARD EQUIPMENT	Bow roller Integral winter cover 2 adjustable benches (sliding on the length of the boat) 2 oars 2 transport bags 2 storage bags under the bench Inflator Repair kit	Bow roller Integral winter cover 2 adjustable benches (sliding on the length of the boat) 2 oars 2 transport bags 2 storage bags under the bench Inflator Repair kit	Bow roller Integral winter cover 2 adjustable benches (sliding on the length of the boat) 2 oars 2 transport bags 2 storage bags under the bench Inflator Repair kit	Bow roller Integral winter cover 2 adjustable benches (sliding on the length of the boat) 2 oars 2 transport bags 2 storage bags under the bench Inflator Repair kit	Bow roller Integral winter cover 2 adjustable benches (sliding on the length of the boat) 2 oars 2 transport bags 2 storage bags under the bench Inflator Repair kit	Bow roller Integral winter cover 2 adjustable benches (sliding on the length of the boat) 2 oars 2 transport bags 2 storage bags under the bench Inflator Repair kit	Bow roller Integral winter cover 2 adjustable benches (sliding on the length of the boat) 2 oars 2 transport bags 2 storage bags under the bench Inflator Repair kit
PVC BLACK	3 980 € <small>VAT INCLUDED</small>	3 665 € <small>VAT INCLUDED</small>	3 035 € <small>VAT INCLUDED</small>	2 615 € <small>VAT INCLUDED</small>	2 405 € <small>VAT INCLUDED</small>	2 300 € <small>VAT INCLUDED</small>	2 090 € <small>VAT INCLUDED</small>

#HEAVY SEA HEAVY DUTY



#EXPLORETHE EARTH



POLAR



470



POLAR 470

The POLAR 470 is a foldable boat, easy to transport and that can be stored in two separate boxes, one for the tube and the other for the floor. The boat resistance makes it the best ally for police fleets, rescuers and professional users around the world.

The POLAR 470 is designed to carry heavy loads, while maintaining high speed. When sailing, the hull rests solely on the two inflatable keels, the wet surface is reduced and the lift increased for exceptional sailing comfort and extreme sensations.

The Polar is a stable boat equipped with a reinforced transom, numerous rings, handles and safe-lines making the POLAR a very secure boat and suitable for exploration, especially in polar climates.

The tubes are available in thermo-welded PVC Valmex® from the German company Melher or in HYPALON fabric.



EQUIPMENT

- Two oars
- Transport bag
- Two storage bags under the bench
- EVA lining
- Inflatable keel
- Aluminum reinforcement on the transom
- Inflator
- Repair kit

DETAILED FEATURES

LENGTH	4.70 m
INTERIOR LENGTH	3.60 m
WIDTH	1.90 m
INTERIOR WIDTH	1.00 m
DEPTH	0.90 m
DEAD RISE BOW	-
DEAD RISE TRANSON	-
TUBE DIAMETER	52
NUMBER OF AIR CHAMBERS	5
WEIGHT	115kg
TUBE INFLATION PRESSURE	0.25 bar
PASSAGER NUMBER	10
MAX LOAD	1450 kg
MAX POWER	40 HP
ENGINE SHAFT	Simple L
DESIGN CATEGORY	C
FUEL TANK	-

FOLDABLE BOAT
ALUMINUM FLOOR



66

PRICE LIST

MODEL	POLAR 470	NEW2023 : POLAR 580
STANDARD EQUIPMENT	<ul style="list-style-type: none"> Two oars Transport bag Two storage bags under the bench EVA lining Inflatable keel Aluminum reinforcement on the transom Inflator Repair kit 	<ul style="list-style-type: none"> Removable aluminum front locker with non-skid EVA coating Two oars Transport bag Two storage bags under the bench EVA lining Inflatable keel Aluminum reinforcement on the transom Inflator Repair kit
PVC ORANGE	3 947 € <small>VAT INCLUDED</small>	6 650 € <small>VAT INCLUDED</small>
HYPALON ORANGE	7 894 € <small>VAT INCLUDED</small>	9 980 € <small>VAT INCLUDED</small>

#3DFOLDABLE BOAT



#SLIDE ON THE WATER



SURF RESCUE

400



SURF RESCUE 400

The SURF RESCUE 400 is a lightweight, inflatable, foldable boat.

It can be deployed very quickly and offer a fast response to an emergency situation for rescue professionals.

The design of the SURF RESCUE 400 and its inflatable keel make it extremely maneuverable and stable, it can easily deal with rough seas, and has a large load capacity for a boat of this size.

Its practicality is also proven by its large handles strategically positioned to facilitate transport, the front cover that offers additional storage capacity sheltered from the water, as well as its safe-line that runs along the tubes to secure the passengers on board.

The tubes are available in PVC Valmex® from the German company Melher or in HYPALON ORCA® fabric from the company Pennel et Flipo.



EQUIPMENT

- 2 Oars
- Carrying bag
- Inflator
- Repair kit
- Safe-line and front grab
- Carrying handle
- Front storage cover

DETAILED FEATURES

LENGTH	4.00 m
INTERIOR LENGTH	2.70 m
WIDTH	1.70 m
INTERIOR WIDTH	0.80 m
DEPTH	0.76 m
DEAD RISE TRANSOM	-
TUBE DIAMETER	45
NUMBER OF AIR CHAMBERS	6
WEIGHT	70kg
TUBE INFLATION PRESSURE	0.25 bar
FLOOR INFLATION PRESSURE	0.80 bar
PASSAGER NUMBER	6
MAX LOAD	727 kg
MAX POWER	40 HP
ENGINE SHAFT	Simple S
DESIGN CATEGORY	C
FUEL TANK	-

FOLDABLE BOAT

INFLATABLE FLOOR



72

PRICE LIST

MODEL	SURF RESCUE 400
STANDARD EQUIPMENT	<ul style="list-style-type: none"> Two oars Transport bag Two storage bags under the bench EVA lining Inflatable keel Aluminum reinforcement on the transom Inflator Repair kit
PVC RED	3 950 € <small>IVA INCLUDED</small>
HYPALON RED	7 250 € <small>IVA INCLUDED</small>



#ALUMINUMTENDERS



ULTIMATE



300



ULTIMATE 420 /390/360/340/320/300/280/260/240

The Ultimate are light and robust aluminum semi-rigid tenders, each model is equipped with an aluminum double floor and the flat deck is covered with a non skid EVA pads, for maximum comfort.

The double floor of the dinghy allows the water to be drained from the bottom of the hull. The boats are in grey aluminum hull, guaranteeing the longevity of your boat. The high strength marine grade aluminum is powder coated and heated to a high temperature to ensure a smooth, durable and environmentally friendly finish. The bow protection and ultra-wide tube protection give you the peace of mind you need when docking. The pronounced V-shape of the hull provides exceptional stability and passage through the waves. The boats are all equipped with 4 lifting rings for use on davits and a towing ring at the front of the hull.

The Ultimate are available in heat-welded Valmex® PVC grey from the German company Melher or in hypalon grey.



EQUIPMENT

Aluminum hull with anti-corrosion treatment
 Double aluminum floor
 Marine grey powder paint
 Four lifting rings integrated
 Non-skid Eva pads on the entire deck
 Tube protection band
 Bow protection strip
 Aluminum bench on rail
 Inflator
 Oar
 Built-in fuel tank

On the model 280/260/240:
 Front locker

On the model 420/390/360/340/320/300:
 Double front locker

Option on the 280/300/320/340/360/360/420:
 Steering console C11 or C12

DETAILED FEATURES

Model	UT 420	UT 390	UT 360	UT 340	UT 320	UT 300	UT 280	UT 260	UT 240
LENGTH	4.20 m	3.90 m	3.60 m	3.40 m	3.20 m	3.00 m	2.80 m	2.60 m	2.40 m
INTERIOR LENGTH	3.18 m	3.00 m	2.67 m	2.51m	2.33 m	2.16 m	1.98 m	1.80 m	1.61 m
WIDTH	2.01 m	1.70 m	1.70 m	1.54 m	1.54 m	1.54 m	1.54 m	1.54 m	1.54 m
INTERIOR WIDTH	1.05 m	0.80 m	0.80 m	0.76 m	0.76 m	0.76 m	0.76 m	0.76 m	0.76 m
DEPTH	0.90 m	0.90 m	0.90 m	0.90 m	0.90 m	0.90 m	0.90 m	0.90 m	0.90 m
TUBE DIAMETER	48 cm	45 cm	45 cm	39 cm	39 cm	39 cm	39 cm	39 cm	39 cm
NUM. OF AIR CHAMBERS	6	6	6	6	6	6	6	6	6
WEIGHT	117 kg	86 kg	67 kg	57 kg	50 kg	48 kg	44 kg	42 kg	38 kg
TUBE INFLATION PRESSURE	0.25 bar	0.25 bar	0.25 bar	0.25 bar	0.25 bar	0.25 bar	0.25 bar	0.25 bar	0.25 bar
PASSAGER NUMBER	8	7	6	6	5	5	4	4	3
MAX LOAD	850kg	700kg	650kg	550kg	500kg	450kg	400kg	350kg	300kg
MAX POWER	25 HP	25 HP	25 HP	20 HP	20 HP	15 HP	15 HP	10 HP	8 HP
ENGINE SHAFT	Simple L	Simple S	Simple S	Simple S	Simple S	Simple S	Simple S	Simple S	Simple S
DESIGN CATEGORY	C	C	C	C	C	C	C	C	C
FUEL TANK	50 L	35 L	35 L	21 L	21 L	21 L	21 L	21 L	21 L

ALUMINUM TENDER ALUMINUM HULL

For more durability, you can order your Ultimate with the optional grey Sunbrella protective cover over your boards. This custom cover is made directly with your dinghy in our production facility and cannot be ordered later on.

From the model 300 all the Ultimate are equipped with a double front locker.

78

77

PRICE LIST

MODEL	UT 420	UT 390	UT 360	UT 340	UT 320	UT 300	UT 280	UT 260	UT 240
STANDARD EQUIPMENT	aluminum floor Grey hull paint Four lifting rings integrated Eva pads Tube protection Bow protection bench on rail Inflator and oar Built-in fuel tank of 50 L Double locker	aluminum floor Grey hull paint Four lifting rings integrated Eva pads Tube protection Bow protection bench on rail Inflator and oar Built-in fuel tank of 35 L Double locker	aluminum floor Grey hull paint Four lifting rings integrated Eva pads Tube protection Bow protection bench on rail Inflator and oar Built-in fuel tank of 35 L Double locker	aluminum floor Grey hull paint Four lifting rings integrated Eva pads Tube protection Bow protection bench on rail Inflator and oar Built-in fuel tank of 21L Double locker	aluminum floor Grey hull paint Four lifting rings integrated Eva pads Tube protection Bow protection bench on rail Inflator and oar Built-in fuel tank of 21L Double locker	aluminum floor Grey hull paint Four lifting rings integrated Eva pads Tube protection Bow protection bench on rail Inflator and oar Built-in fuel tank of 21L Double locker	aluminum floor Grey hull paint Four lifting rings integrated Eva pads Tube protection Bow protection bench on rail Inflator and oar Built-in fuel tank of 21L Locker	aluminum floor Grey hull paint Four lifting rings integrated Eva pads Tube protection Bow protection bench on rail Inflator and oar Built-in fuel tank of 21L Locker	aluminum floor Grey hull paint Four lifting rings integrated Eva pads Tube protection Bow protection bench on rail Inflator and oar Built-in fuel tank of 21L Locker
PVC GREY	4 715 € <small>VF INCLUDED</small>	3 875 € <small>VF INCLUDED</small>	3 455 € <small>VF INCLUDED</small>	3 140 € <small>VF INCLUDED</small>	2 930 € <small>VF INCLUDED</small>	2 825 € <small>VF INCLUDED</small>	2 720 € <small>VF INCLUDED</small>	2 510 € <small>VF INCLUDED</small>	2 405 € <small>VF INCLUDED</small>
PVC GREY WITH GREY COVER	5 345 € <small>VF INCLUDED</small>	4 505 € <small>VF INCLUDED</small>	4 085 € <small>VF INCLUDED</small>	3 770 € <small>VF INCLUDED</small>	3 455 € <small>VF INCLUDED</small>	3 350 € <small>VF INCLUDED</small>	3 140 € <small>VF INCLUDED</small>	2 930 € <small>VF INCLUDED</small>	2 825 € <small>VF INCLUDED</small>
HYPALON GREY	6 500 € <small>VF INCLUDED</small>	5 660 € <small>VF INCLUDED</small>	5 030 € <small>VF INCLUDED</small>	4 190 € <small>VF INCLUDED</small>	3 665 € <small>VF INCLUDED</small>	3 560 € <small>VF INCLUDED</small>	3 350 € <small>VF INCLUDED</small>	3 245 € <small>VF INCLUDED</small>	3 140 € <small>VF INCLUDED</small>
HYPALON GREY WITH GREY COVER	7 235 € <small>VF INCLUDED</small>	6 290 € <small>VF INCLUDED</small>	5 660 € <small>VF INCLUDED</small>	4 715 € <small>VF INCLUDED</small>	4 190 € <small>VF INCLUDED</small>	4 085 € <small>VF INCLUDED</small>	3 875 € <small>VF INCLUDED</small>	3 665 € <small>VF INCLUDED</small>	3 560 € <small>VF INCLUDED</small>



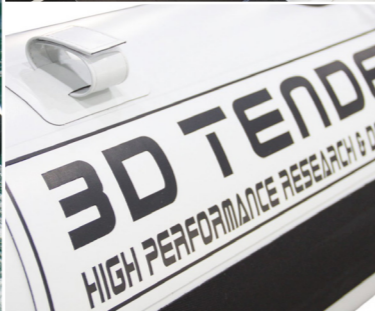
#THE ULTIMATE SENSATION

#LIGHT LIKE A FEATHER



FEDERLIGHT

265



EQUIPMENT

- Front platform with grip coating for the fuel tank
- fuel tank straps
- Oars
- Oarlock and oar attachments for dual arrangement
- Fuel hose mounting clips
- Tube protection strip
- Non-slip deck coating
- Composite bench
- Storage bag under bench
- 4 carrying handles
- 4 reinforced aluminum ring
- 4 lifting aluminum rings
- 4 docking rings
- 1 reinforced towing ring
- 3DTENDER aluminum plate for engine mounting
- Repair kit
- Pump
- 3DTENDER accessories bag

DETAILED FEATURES

Model	FL 365	FL 335	FL 315	FL 285	FL 265	FL 245
LENGTH	3.65 m	3.35 m	3.15 m	2.85 m	2.65 m	2.45 m
INTERIOR LENGTH	2.80 m	2.60 m	2.40 m	2.10 m	1.90 m	1.67 m
WIDTH	1.64 m	1.64 m	1.64 m	1.55 m	1.55 m	1.55 m
INTERIOR WIDTH	0.80 m	0.80 m	0.80 m	0.80 m	0.80 m	0.80 m
DEPTH	0.75 m	0.75 m	0.75 m	0.75 m	0.75 m	0.75 m
DEAD RISE BOW	15 °	14 °	14.5 °	16 °	15 °	10 °
TUBE DIAMETER	44 cm	44 cm	44 cm	42 cm	42 cm	42 cm
NUM. OF AIR CHAMBERS	3	3	3	3	3	3
WEIGHT	47 kg	35 kg	32 kg	30 kg	26 kg	23 kg
TUBE INFLATION PRESSURE	0.25 bar	0.25 bar	0.25 bar	0.25 bar	0.25 bar	0.25 bar
PASSAGER NUMBER	6	5	5	4	4	3
MAX LOAD	750kg	700kg	550kg	500kg	450kg	350KG
MAX POWER	20 HP	20 HP	10 HP	8 HP	8 HP	6 HP
ENGINE SHAFT	Simple S	Simple S	Simple S	Simple S	Simple S	Simple S
DESIGN CATEGORY	C	C	C	C	C	C

ALUMINUM TENDER
ALUMINUM HULL

For more durability, you can order your FEDERLIGHT with the optional black Sunbrella protective cover over your tubes. This custom cover is made directly with your dinghy in our production facility and cannot be ordered later on.

The FEDERLIGHT 365 is equipped with a double front locker

FEDERLIGHT THE NEW ULTRALIGHT 365/335/315/285/265/245

The FEDERLIGHT is the new ultra-light aluminium dinghy which is available in 6 models from 2.45 m to 3.65 m.

Designed by the architect Samy BOUBEZARI, our new range distinguish itself by the design of the hull and the quality of construction that allow it to combine lightness and performance.

Made of high quality recyclable marine aluminium, the tender is painted white using a special environmentally friendly process called «powder coating» which guarantees a smooth and durable finish and provides additional resistance against marine corrosion. The hull design of each model has been studied for an exemplary marine behaviour for small boats... The dead rise at the transom and the bow varies from one model to another for a smooth sailing at sea. The main advantage of the FEDERLIGHT is its weight, but it can nevertheless also carry large loads.

For this new dinghy, 3DTENDER has developed a new, wider, lighter and more UV-resistant tube protection strip, that doesn't mark your boat when docking, and protects the tubes of your tender from front to back. For more comfort on board, the distribution of the elements on the tubes has been thought for a more ergonomic use.

The fabrics of our tubes are available in PVC Valmex® from Melher, or in Hypalon ORCA®.

PRICE LIST

MODEL	FL 365	FL 335	FL 315	FL 285	FL 265	FL 245
STANDARD EQUIPMENT	Double front locker Oars and oarlocks Fuel hose mounting clips Tube protection Non-slip deck coating Bench Storage bag 4 carrying handles 8 aluminum ring 4 docking rings 1 Reinforced towing ring aluminum engine plate Repair kit and pump Accessories bar	Front platform with strap Oars and oarlocks Fuel hose mounting clips Tube protection Non-slip deck coating Bench Storage bag 4 carrying handles 8 aluminum ring 4 docking rings 1 Reinforced towing ring aluminum engine plate Repair kit and pump Accessories bag	Front platform with strap Oars and oarlocks Fuel hose mounting clips Tube protection Non-slip deck coating Bench Storage bag 4 carrying handles 8 aluminum ring 4 docking rings 1 Reinforced towing ring aluminum engine plate Repair kit and pump Accessories bag	Front platform with strap Oars and oarlocks Fuel hose mounting clips Tube protection Non-slip deck coating Bench Storage bag 4 carrying handles 8 aluminum ring 4 docking rings 1 Reinforced towing ring aluminum engine plate Repair kit and pump Accessories bag	Front platform with strap Oars and oarlocks Fuel hose mounting clips Tube protection Non-slip deck coating Bench Storage bag 4 carrying handles 8 aluminum ring 4 docking rings 1 Reinforced towing ring aluminum engine plate Repair kit and pump Accessories bag	Front platform with strap Oars and oarlocks Fuel hose mounting clips Tube protection Non-slip deck coating Bench Storage bag 4 carrying handles 8 aluminum ring 4 docking rings 1 Reinforced towing ring aluminum engine plate Repair kit and pump Accessories bag
PVC GREY	3 140 € <small>VAT INCLUDED</small>	2 510 € <small>VAT INCLUDED</small>	2 300 € <small>VAT INCLUDED</small>	2 090 € <small>VAT INCLUDED</small>	1 985 € <small>VAT INCLUDED</small>	1 880 € <small>VAT INCLUDED</small>
PVC WHITE	3 140 € <small>VAT INCLUDED</small>	2 510 € <small>VAT INCLUDED</small>	2 300 € <small>VAT INCLUDED</small>	2 090 € <small>VAT INCLUDED</small>	1 985 € <small>VAT INCLUDED</small>	1 880 € <small>VAT INCLUDED</small>
PVC WHITE WITH BLACK COVER SUNBRELLA	3 770 € <small>VAT INCLUDED</small>	3 035 € <small>VAT INCLUDED</small>	2 825 € <small>VAT INCLUDED</small>	2 573 € <small>VAT INCLUDED</small>	2 436 € <small>VAT INCLUDED</small>	2 300 € <small>VAT INCLUDED</small>
HYPALON GREY	4 190 € <small>VAT INCLUDED</small>	3 560 € <small>VAT INCLUDED</small>	3 350 € <small>VAT INCLUDED</small>	3 035 € <small>VAT INCLUDED</small>	2 825 € <small>VAT INCLUDED</small>	2 510 € <small>VAT INCLUDED</small>
HYPALON WHITE	4 190 € <small>VAT INCLUDED</small>	3 560 € <small>VAT INCLUDED</small>	3 350 € <small>VAT INCLUDED</small>	3 035 € <small>VAT INCLUDED</small>	2 825 € <small>VAT INCLUDED</small>	2 510 € <small>VAT INCLUDED</small>
HYPALON WHITE WITH BLACK COVER SUNBRELLA	4 820 € <small>VAT INCLUDED</small>	4 085 € <small>VAT INCLUDED</small>	3 875 € <small>VAT INCLUDED</small>	3 518 € <small>VAT INCLUDED</small>	3 276 € <small>VAT INCLUDED</small>	2 930 € <small>VAT INCLUDED</small>



#LIGHTER THAN EVER



DREAM

340

EQUIPMENT

- Double aluminum floor
- Pilot console with seat and storage
- Rear bench with storage box
- Front trunk
- Lifting ring
- Anti-skid Eva deck coating
- Tube protection band
- Bow protection strip
- Inflator
- Oar
- Built-in 25L fuel tank under the deck



DETAILED FEATURES

LENGTH	3.40 m
INTERIOR LENGTH	2.60 m
WIDTH	2.14 m
INTERIOR WIDTH	1.10m
DEPTH	0.95 m
DEAD RISE BOW	24 °
DEAD RISE TRANSOM	14 °
TUBE DIAMETER	45cm
NUMBER OF AIR CHAMBERS	5
WEIGHT	160kg
TUBE INFLATION PRESSURE	0.25 bar
PASSAGER NUMBER	5
MAX LOAD	500 kg
MAX POWER	30 HP
ENGINE SHAFT	Simple S
DESIGN CATEGORY	C
FUEL TANK	25 l

ALUMINUM TENDER
ALUMINUM HULL



340

DREAM 340

A fully equipped dinghy!

The Dream 340 is a aluminum tender with all the necessary comfort for your sea trips. With a length of 3.40 meters, the dinghy is sold in a Pack that includes the console for the designed with an extra seat on the side and a rear bench w. Under each seat you will find a storage box. The dinghy is also equipped with an aluminum double floor, a 21-liter fuel tank and additional storage space in the bow. The double floor of the Dream 340 allows water to drain from the bottom of the hull, the flat deck is covered with a non-slip EVA.

The Dream 340 is built with an aluminum hull, guaranteeing the longevity of your boat. The high strength marine grade aluminum is powder coated and heated at high temperatures to ensure a smooth, durable and environmentally friendly finish. Its bow protection and ultra-wide chafe strip give you peace of mind when docking. The pronounced V-shape of its hull provides stability and exceptional passage in the waves.

PRICE LIST

MODEL	DREAM 340
STANDARD EQUIPMENT	<ul style="list-style-type: none"> Double aluminum floor Pilot console with seat and storage Rear bench with storage box Front trunk Lifting ring Anti-skid Eva deck coating Tube protection band Bow protection strip Inflator Oar Built-in 25L fuel tank under the deck
PVC GREY	5 555 € <small>VAT INCLUDED</small>
PVC GREY WITH GREY COVER	6 080 € <small>VAT INCLUDED</small>
HYPALON GREY	7 235 € <small>VAT INCLUDED</small>
HYPALON GREY WITH GREY COVER	7 760 € <small>VAT INCLUDED</small>



#DREAM IN ALL SIZES

#3DTENDER FOLDABLE TENDERS



TWIN AIR



TWIN AIR 290/270/250/230/200/180/160

3D Tender has developed the Superlight Twin Air range in order to meet the demands of boaters.

Inflatable, foldable, compact, the Twin Air is the lightest tender on the market. Its light weight and small size will make your life easier on board. It can be easily stored in its backpack.

The Twin Air is designed with a high-pressure inflatable Drop Stitch honeycomb floor, providing great stability on board. The one-piece, non-removable floor is glued directly to the boat structure. Its conical tubes provide maximum buoyancy.

It is equipped with 4 stainless steel lifting rings for use on davits or other.

The 3D Tender team has selected for this product, the best PVC fabric on the market made in Germany by the brand Mehler.

The PVC fabric has been tested under different sailing conditions and has met our brand's requirements in terms of quality and durability.



EQUIPMENT

- High pressure honeycomb floor
- Adjustable aluminum bench on slide
- Grips
- Inflator
- Repair kit
- Oars
- Transport backpack

AVAILABLE COLOR



BLACK



WHITE

DETAILED FEATURES

Model	TWA 290	TWA 270	TWA 250	TWA 230	TWA 200	TWA 180	TWA 160
LENGTH	2.90 m	2.70 m	2.50 m	2.30 m	2.00 m	1.80 m	1.60 m
INTERIOR LENGTH	2.34 m	2.15 m	1.95 m	1.77 m	1.45 m	1.26 m	1.06 m
WIDTH	1.36 m	1.35 m	1.35 m	1.34 m	1.31 m	1.29 m	1.29 m
INTERIOR WIDTH	0.67 m	0.67 m	0.67 m	0.66 m	0.63 m	0.62 m	0.61 m
TUBE DIAMETER	34-40 cm	34-40 cm	34-40 cm	32-36 cm	32-35 cm	32-35 cm	30 cm
NUM. OF AIR CHAMBERS	3+1	3+1	3+1	2+1	2+1	2+1	2+1
WEIGHT	16.9 kg	15.8 kg	14.5 kg	13.8 kg	11.9 kg	10.8 kg	9.6 kg
FLOOR INFLATION PRESSURE	0.80 bar	0.80 bar	0.80 bar	0.80 bar	0.80 bar	0.80 bar	0.80 bar
TUBE INFLATION PRESSURE	0.25 bar	0.25 bar	0.25 bar	0.25 bar	0.25 bar	0.25 bar	0.25 bar
PASSAGER NUMBER	4	4	3	2	2	2	1
MAX LOAD	510 kg	484 kg	450kg	350kg	250kg	200kg	180KG
MAX POWER	6 HP	6 HP	6 HP	4 HP	4 HP	4 HP	3 HP
ENGINE SHAFT	Simple S	Simple S	Simple S	Simple S	Simple S	Simple S	Simple S
BAG DIMENSION	98x48x28cm	98x48x28cm	90x48x28cm	90x45x28cm	90x45x28cm	90x45x28cm	90x45x26cm

FOLDABLE TENDER INFLATABLE FLOOR

Inflatable, foldable and compact. The Twin Air is the lightest tender on the market. Its light weight and small size will make your life on board easier. It can be stored easily in its carrying backpack.

Like all folding tenders in the 3D Tender range, the Round Air is equipped with an adjustable aluminum bench, a pair of oars, an inflator and a carry bag.

PRICE LIST

MODEL	TWA 290	TWA 270	TWA 250	TWA 230	TWA 200	TWA 180	TWA 160
STANDARD EQUIPMENT	Honeycomb floor Aluminum bench on slide Grips Inflator Repair kit Oars Transport backpack	Honeycomb floor Aluminum bench on slide Grips Inflator Repair kit Oars Transport backpack	Honeycomb floor Aluminum bench on slide Grips Inflator Repair kit Oars Transport backpack	Honeycomb floor Aluminum bench on slide Grips Inflator Repair kit Oars Transport backpack	Honeycomb floor Aluminum bench on slide Grips Inflator Repair kit Oars Transport backpack	Honeycomb floor Aluminum bench on slide Grips Inflator Repair kit Oars Transport backpack	Honeycomb floor Aluminum bench on slide Grips Inflator Repair kit Oars Transport backpack
PVC BLACK	1 250 € <small>VAT INCLUDED</small>	1 208 € <small>VAT INCLUDED</small>	1 040 € <small>VAT INCLUDED</small>	935 € <small>VAT INCLUDED</small>	893€ <small>VAT INCLUDED</small>	830€ <small>VAT INCLUDED</small>	788 € <small>VAT INCLUDED</small>
PVC WHITE	1 250 € <small>VAT INCLUDED</small>	1 208 € <small>VAT INCLUDED</small>	1 040 € <small>VAT INCLUDED</small>	935 € <small>VAT INCLUDED</small>	893€ <small>VAT INCLUDED</small>	830€ <small>VAT INCLUDED</small>	788 € <small>VAT INCLUDED</small>



#THE WORLD LIGHTEST

In areas with a tropical climate, the use of 3D TENDER boats in PVC is excluded from the guarantee. Price exclude delivery costs. prices and specifications may change without notice.



#LIGHTWEIGHT COMES IN ALL SHAPES



ROUND AIR

180



ROUND AIR 250/235/200/180/160

The use of high quality, ultra-light materials makes the Superlight Twin Round Air the lightest dinghy on the market. This dinghy is inflatable, foldable and easy to store in its carrying backpack.

The removable motor chair makes it easy to fold the dinghy, and the footprint is minimal.

The Twin Round Air is designed with a high-pressure Drop Stitch honeycomb inflatable floor that provides great stability on board. The one-piece floor, which cannot be disassembled, is glued directly to the boat's structure.

The PVC fabric has been tested under different sailing conditions and has met our brand's requirements in terms of quality and durability.



EQUIPMENT

- High pressure honeycomb floor
- Modular motor support
- Adjustable aluminum bench on slide
- Grips
- Inflator and oars
- Repair kit
- Transport backpack

AVAILABLE COLOR



DETAILED FEATURES

Model	TRA 250	TRA 235	TRA 200	TRA 180	TRA 160
LENGTH	2.50 m	2.35 m	2.00 m	1.80 m	1.60 m
INTERIOR LENGTH	1.78 m	1.63 m	1.34 m	1.23 m	1.03 m
WIDTH	1.33 m	1.33 m	1.14 m	1.01 m	1.00 m
INTERIOR WIDTH	0.61 m	0.61 m	0.48 m	0.44 m	0.43 m
TUBE DIAMETER	36 cm	36 cm	33 cm	28.5 cm	28.5 cm
NUMBER OF AIR CHAMBERS	2	2	2	2	2
WEIGHT	12.2 kg	11.8 kg	9.2 kg	7 kg	6.5 kg
FLOOR INFLATION PRESSURE	0.80 bar	0.80 bar	0.80 bar	0.80 bar	0.80 bar
TUBE INFLATION PRESSURE	0.25 bar	0.25 bar	0.25 bar	0.25 bar	0.25 bar
PASSAGER NUMBER	3	2	2	2	1
MAX LOAD	400 kg	350 kg	250 kg	200 kg	180 kg
MAX POWER	6 HP	4 HP	4 HP	3 HP	3 HP
ENGINE SHAFT	Simple S	Simple S	Simple S	Simple S	Simple S
BAG DIMENSION	70X45X32cm	70X45X32cm	70X45X30cm	70X45X27cm	70X45X26cm

FOLDABLE TENDER INFLATABLE FLOOR

Like all folding tenders in the 3D Tender range, the Round Air is equipped with an adjustable aluminum bench, a pair of oars, an inflator and a carry bag.

PRICE LIST

MODEL	TRA 250	TRA 235	TRA 200	TRA 180	TRA 160
STANDARD EQUIPMENT	Honeycomb floor Modular motor support Aluminum bench on slide Grips Inflator Repair kit Oars Transport backpack	Honeycomb floor Modular motor support Aluminum bench on slide Grips Inflator Repair kit Oars Transport backpack	Honeycomb floor Modular motor support Aluminum bench on slide Grips Inflator Repair kit Oars Transport backpack	Honeycomb floor Modular motor support Aluminum bench on slide Grips Inflator Repair kit Oars Transport backpack	Honeycomb floor Modular motor support Aluminum bench on slide Grips Inflator Repair kit Oars Transport backpack
PVC BLACK	998 € <small>VAT INCLUDED</small>	935 € <small>VAT INCLUDED</small>	893 € <small>VAT INCLUDED</small>	788 € <small>VAT INCLUDED</small>	725 € <small>VAT INCLUDED</small>
PVC WHITE	998 € <small>VAT INCLUDED</small>	935 € <small>VAT INCLUDED</small>	893 € <small>VAT INCLUDED</small>	788 € <small>VAT INCLUDED</small>	725 € <small>VAT INCLUDED</small>



#SPEED AND COMFORT



VIB AIR



270



VIB AIR 330/300/280/250/210

With its gull wing shaped hull, the Superlight Twin VIB Air is designed for boaters looking for speed and comfort, especially in rough seas. Inflatable, foldable, easy to store in its carrying backpack, the VIB Air is equipped with two interchangeable protective covers (one black and one white) in neoprene for maximum durability.

The VIB Air is designed with a high pressure Drop Stitch honeycomb inflatable floor providing great stability on board. The one-piece, non-removable floor is glued directly to the boat structure. It is equipped with 4 stainless steel lifting rings for use on davits or other. The 3D tender team has selected for this product the best PVC fabric on the market made in Germany for the Mehler brand.

This fabric, called Valmex®, has been tested under various sailing conditions and has met our brand's requirements in terms of quality and durability.



EQUIPMENT

- High pressure honeycomb floor
- 2 neoprene tube covers, velcro fastened (one black and one white)
- Adjustable aluminium bench on slide rail
- Davits
- 3 carrying handles
- Ultra wide drag strip
- Grips
- Inflator
- Repair kit
- Oars
- Transport backpack

DETAILED FEATURES

Model	VIB 330	VIB 300	VIB 280	VIB 250	VIB 210
LENGTH	3.30 m	3.00 m	2.80 m	2.50 m	2.10 m
INTERIOR LENGTH	2.16 m	1.85 m	1.83 m	1.55 m	1.40 m
WIDTH	1.53 m	1.53 m	1.53 m	1.50 m	1.31 m
INTERIOR WIDTH	0.68 m	0.68 m	0.68 m	0.68 m	0.60 m
TUBE DIAMETER	42 cm	42 cm	42 cm	42 cm	36 cm
NUMBER OF AIR CHAMBERS	3+1	3+1	3+1	2+1	2+1
WEIGHT	34 kg	29 kg	25 kg	22 kg	19 kg
FLOOR INFLATION PRESSURE	0.80 bar	0.80 bar	0.80 bar	0.80 bar	0.80 bar
TUBE INFLATION PRESSURE	0.25 bar	0.25 bar	0.25 bar	0.25 bar	0.25 bar
PASSAGER NUMBER	4	4	4	3	2
MAX LOAD	566kg	510kg	500kg	450kg	250kg
MAX POWER	10 HP	10 HP	6 HP	6 HP	4 HP
ENGINE SHAFT	Simple S	Simple S	Simple S	Simple S	Simple S
BAG DIMENSION	90X45X40cm	90X45X35cm	90X45X32cm	90X45X30cm	90X45X28cm

FOLDABLE TENDER
INFLATABLE FLOOR

Like all folding dinghies in the 3D Tender range, the VIB Air is equipped with an adjustable aluminium bench, a pair of oars, an inflator and a carry bag.

965

Tolerances dimensions and weight (±)10%

106

Tolerances dimensions and weight (±)10%

PRICE LIST

MODEL	VIBAIR 330	VIBAIR 300	VIBAIR 280	VIBAIR 250	VIBAIR 210
STANDARD EQUIPMENT	High pressure honey-comb floor 2 neoprene tube covers, velcro fastened (one black and one white) Adjustable aluminium bench on slide rail Davits 3 carrying handles Ultra wide drag strip Grips Inflator Repair kit and oars Transport backpack	High pressure honey-comb floor 2 neoprene tube covers, velcro fastened (one black and one white) Adjustable aluminium bench on slide rail Davits 3 carrying handles Ultra wide drag strip Grips Inflator Repair kit and oars Transport backpack	High pressure honey-comb floor 2 neoprene tube covers, velcro fastened (one black and one white) Adjustable aluminium bench on slide rail Davits 3 carrying handles Ultra wide drag strip Grips Inflator Repair kit and oars Transport backpack	High pressure honey-comb floor 2 neoprene tube covers, velcro fastened (one black and one white) Adjustable aluminium bench on slide rail Davits 3 carrying handles Ultra wide drag strip Grips Inflator Repair kit and oars Transport backpack	High pressure honey-comb floor 2 neoprene tube covers, velcro fastened (one black and one white) Adjustable aluminium bench on slide rail Davits 3 carrying handles Ultra wide drag strip Grips Inflator Repair kit and oars Transport backpack
PVC BLACK	1 775 € <small>VAT INCLUDED</small>	1 418 € <small>VAT INCLUDED</small>	1 313 € <small>VAT INCLUDED</small>	1 208 € <small>VAT INCLUDED</small>	1 040 € <small>VAT INCLUDED</small>



#SPECIAL DESIGN SPECIAL SENTATION

#SHAPEDWITHAV



TWIN V SHAPE



V-SHAPE 290/270/250/230/200/180/160

Inflatable, foldable, easy to store in its backpack, the Twin V-Shape is a light, ultra rigid model with a V-shaped hull.

Its gull wing shape offers excellent sea passage. The V-Shape is designed with a Drop Stitch high-pressure inflatable floor that provides great stability on board. The one-piece floor, which cannot be removed, is glued directly to the boat's structure.

It is equipped with 4 stainless steel lifting rings for use on davits or other. The 3D Tender team has selected for this product the best PVC fabric on the market made in Germany by the brand Mehler.

This fabric called Valmex® has been tested under different sailing conditions and has met our brand's requirements in terms of quality and durability.




EQUIPMENT

- High pressure honeycomb floor
- Adjustable aluminum bench on slide
- Grips
- Inflator
- Repair kit
- Oars
- Transport backpack

AVAILABLE COLOR



GREY/WHITE



GREY/BLACK

DETAILED FEATURES

Model	TVS 290	TVS 270	TVS 250	TVS 230	TWA 200	TVS 180	TVS 160
LENGTH	2.90 m	2.70 m	2.50 m	2.30 m	2.00 m	1.80 m	1.60 m
INTERIOR LENGTH	2.34 m	2.15 m	1.95 m	1.77 m	1.45 m	1.26 m	1.06 m
WIDTH	1.36 m	1.35 m	1.35 m	1.34 m	1.31 m	1.29 m	1.29 m
INTERIOR WIDTH	0.67 m	0.67 m	0.67 m	0.66 m	0.63 m	0.62 m	0.61 m
TUBE DIAMETER	34-40 cm	34-40 cm	34-40 cm	32-36 cm	32-35 cm	32-35 cm	30 cm
NUM. OF AIR CHAMBERS	3	3	3	3	3	2	2
WEIGHT	20.3 kg	18.9 kg	17.4 kg	16.6 kg	14.3 kg	12.9 kg	11.5 kg
FLOOR INFLATION PRESSURE	0.80 bar	0.80 bar	0.80 bar	0.80 bar	0.80 bar	0.80 bar	0.80 bar
TUBE INFLATION PRESSURE	0.25 bar	0.25 bar	0.25 bar	0.25 bar	0.25 bar		0.25 bar
PASSAGER NUMBER	4	4	3	2	2	2	1
MAX LOAD	510 kg	484 kg	450 kg	350 kg	250 kg	200 kg	180KG
MAX POWER	6 HP	6 HP	6 HP	4 HP	4 HP	4 HP	3 HP
ENGINE SHAFT	Simple S	Simple S	Simple S	Simple S	Simple S	Simple S	Simple S
BAG DIMENSION	98X48X28cm	98X48X28cm	98X48X28cm	98X45X28cm	98X45X28cm	90X45X28cm	90X48X26cm

FOLDABLE TENDER INFLATABLE FLOOR

Like all folding tenders in the 3D Tender range, the V-SHAPE is equipped with an adjustable aluminium bench, a pair of oars, an inflator and a transport bag.

PRICE LIST

MODEL	TVS 290	TVS 270	TVS 250	TVS 230	TVS 200	TVS 180	TVS 160
STANDARD EQUIPMENT	High pressure honeycomb floor Adjustable aluminum bench on slide Grips Inflator Repair kit Oars Transport backpack	High pressure honeycomb floor Adjustable aluminum bench on slide Grips Inflator Repair kit Oars Transport backpack	High pressure honeycomb floor Adjustable aluminum bench on slide Grips Inflator Repair kit Oars Transport backpack	High pressure honeycomb floor Adjustable aluminum bench on slide Grips Inflator Repair kit Oars Transport backpack	High pressure honeycomb floor Adjustable aluminum bench on slide Grips Inflator Repair kit Oars Transport backpack	High pressure honeycomb floor Adjustable aluminum bench on slide Grips Inflator Repair kit Oars Transport backpack	High pressure honeycomb floor Adjustable aluminum bench on slide Grips Inflator Repair kit Oars Transport backpack
PVC GREY/BLACK	1 355 € <small>VAT INCLUDED</small>	1 313 € <small>VAT INCLUDED</small>	1 208 € <small>VAT INCLUDED</small>	1 040 € <small>VAT INCLUDED</small>	998 € <small>VAT INCLUDED</small>	935 € <small>VAT INCLUDED</small>	893 € <small>VAT INCLUDED</small>
PVC GREY/WHITE	1 355 € <small>VAT INCLUDED</small>	1 313 € <small>VAT INCLUDED</small>	1 208 € <small>VAT INCLUDED</small>	1 040 € <small>VAT INCLUDED</small>	998 € <small>VAT INCLUDED</small>	935 € <small>VAT INCLUDED</small>	893 € <small>VAT INCLUDED</small>



#THE WORLD LIGHTEST



#STRONGERTHANEVER



TWIN HYPALON

270



TWIN HYP 290/270/250/230

Inflatable, foldable, lightweight, easy to store in its carry bag, the Twin Hypalon is a top of the range tender from 3D Tender.

It is designed with a high pressure Drop Stitch inflatable floor providing great stability on board and an EVA anti-slip foam cover for your comfort.

It is equipped with 4 stainless steel lifting rings for use on davits or other.

The 3D Tender team has selected for this product the best Hypalon fabric on the market, made in Belgium by the brand Orca® - Pennel & Flipo.

Hypalon fabric is resistant to extreme temperatures. For tropical areas it is essential to choose this fabric.



EQUIPMENT

- Hypalon Orca® fabric
- High pressure honeycomb floor
- Adjustable aluminum bench on slide
- Grips
- Inflator
- Repair kit
- Oars
- Transport backpack



DETAILED FEATURES

Model	HYP 290	HYP 270	HYP 250	TWA 230
LENGTH	2.90 m	2.70 m	2.50m	2.30 m
INTERIOR LENGTH	2.34 m	2.15 m	1.95 m	1.77 m
WIDTH	1.36 m	1.35 m	1.35 m	1.34 m
INTERIOR WIDTH	0.67 m	0.67 m	0.67 m	0.66 m
TUBE DIAMETER	34-40 cm	34-40 cm	34-40 cm	32-36 cm
NUM. OF AIR CHAMBERS	3	3	3	3
WEIGHT	23.4 kg	22.3 kg	21 kg	20.3 kg
FLOOR INFLATION PRESSURE	0.80 bar	0.80 bar	0.80 bar	0.80 bar
TUBE INFLATION PRESSURE	0.25 bar	0.25 bar	0.25 bar	0.25 bar
PASSAGER NUMBER	4	4	3	2
MAX LOAD	510kg	484kg	450kg	350KG
MAX POWER	10 HP	6 HP	6 HP	3.5 HP
ENGINE SHAFT	Simple S	Simple S	Simple S	Simple S
DESIGN CATEGORY	C	C	C	C
BAG DIMENSION	98X48X38cm	98X48X38cm	98X48X38cm	98X45X38cm

FOLDABLE TENDER
INFLATABLE FLOOR

The Twin Hypalon is ultra-resistant to UV light.

Like all folding tenders in the 3D Tender range, the V-SHAPE is equipped with an adjustable aluminium bench, a pair of oars, an inflator and a transport bag.

118

117

PRICE LIST

MODEL	TRA 290	TRA 270	TRA 250	TRA 230
STANDARD EQUIPMENT	High pressure honeycomb floor Adjustable aluminum bench on slide Grips Inflator Repair kit Oars Transport backpack	High pressure honeycomb floor Adjustable aluminum bench on slide Grips Inflator Repair kit Oars Transport backpack	High pressure honeycomb floor Adjustable aluminum bench on slide Grips Inflator Repair kit Oars Transport backpack	High pressure honeycomb floor Adjustable aluminum bench on slide Grips Inflator Repair kit Oars Transport backpack
HYPALONGREY	2 615 € <small>VAT INCLUDED</small>	2 510 € <small>VAT INCLUDED</small>	2 363 € <small>VAT INCLUDED</small>	2 258 € <small>VAT INCLUDED</small>



#THE HYPALONTENDER



#THE CATAMARANTENDER



TWIN

FAST CAT

260



EQUIPMENT

- High pressure drop stitch floor
- Adjustable aluminium bench on slide rail
- 4 stainless steel lifting points
- Oars, inflator and repair kit
- Transport backpack

AVAILABLE COLOR

BLACK/LGREY



ORANGE/WHITE



GREY/LGREY



PINK/WHITE



OLIVE/WHITE



DETAILED FEATURES

Model	FAST 330	TWA 300	TWA 280	TWA 260	TWA 230	TWA 200
LENGTH	3.30 m	3.00 m	2.80 m	2.60 m	2.30 m	2.00 m
INTERIOR LENGTH	2.61 m	2.33 m	2.13 m	1.90 m	1.60 m	1.32 m
WIDTH	1.72 m	1.66m	1.66 m	1.58 m	1.53 m	1.48 m
INTERIOR WIDTH	0.74 m	0.70 m	0.70 m	0.65 m	0.65 m	0.63m
TUBE DIAMETER	44 cm	44 cm	42 cm	42 cm	42 cm	42 cm
NUM. OF AIR CHAMBERS	3	3	3	3	3	3
WEIGHT	34 kg	31 kg	27 kg	25 kg	21 kg	18 kg
FLOOR INFLATION PRESSURE	0.80 bar	0.80 bar	0.80 bar	0.80 bar	0.80 bar	0.80 bar
TUBE INFLATION PRESSURE	0.25 bar	0.25 bar	0.25 bar	0.25 bar	0.25 bar	0.25 bar
PASSAGER NUMBER	4	4	4	3	2	2
MAX LOAD	566kg	510kg	484kg	450kg	350kg	250KG
MAX POWER	15 HP	10 HP	6 HP	6 HP	4 HP	4 HP
ENGINE SHAFT	Simple S	Simple S	Simple S	Simple S	Simple S	Simple S
BAG DIMENSION	99X65X45cm	99X65X40cm	99X60X40cm	99X55X35cm	99X55X35cm	99X55X35cm

FOLDABLE TENDER INFLATABLE FLOOR

Like all folding tenders in the 3D Tender range, the V-SHAPE is equipped with an adjustable aluminium bench, a pair of oars, an inflator and a transport bag.

FASTCAT 330/300/280/260/230/200

A new catamaran style dinghy design for this Twin Fastcat.

Inflatable, foldable, light, easy to store in its carry bag, the Fastcat will bring you exceptional stability and unequalled speed with a low motorization. Unprecedented, this dinghy is entirely self-bailing when stationary! With its deck above the waterline, the water inside the dinghy drains naturally, so your feet will always be dry.

The Fastcat is designed with a Drop Stitch high-pressure inflatable floor for stability on board and a non-slip EVA foam deck covering for comfort. This floor is one piece, non removable, and glued directly to the boat structure. It is equipped with 4 stainless steel lifting rings for use on davits or other. The 3D Tender team has selected for this product the best PVC fabric on the market, made in Germany by the brand Mehler.

123

124

PRICE LIST

MODEL	FASTCAT 330	FASTCAT 300	FASTCAT 280	FASTCAT 260	FASTCAT 230	FASTCAT 200
STANDARD EQUIPMENT	High pressure drop stitch floor Adjustable aluminium bench on slide rail 4 stainless steel lifting points Oars Inflator Repair kit Transport backpack	High pressure drop stitch floor Adjustable aluminium bench on slide rail 4 stainless steel lifting points Oars Inflator Repair kit Transport backpack	High pressure drop stitch floor Adjustable aluminium bench on slide rail 4 stainless steel lifting points Oars Inflator Repair kit Transport backpack	High pressure drop stitch floor Adjustable aluminium bench on slide rail 4 stainless steel lifting points Oars Inflator Repair kit Transport backpack	High pressure drop stitch floor Adjustable aluminium bench on slide rail 4 stainless steel lifting points Oars Inflator Repair kit Transport backpack	High pressure drop stitch floor Adjustable aluminium bench on slide rail 4 stainless steel lifting points Oars Inflator Repair kit Transport backpack
PVC OLIVE/WHITE	1 418 € <small>VAT INCLUDED</small>	1 313 € <small>VAT INCLUDED</small>	1 250 € <small>VAT INCLUDED</small>	1 208 € <small>VAT INCLUDED</small>	1 154 € <small>VAT INCLUDED</small>	1 040 € <small>VAT INCLUDED</small>
PVC BLACK/L.GREY	1 418 € <small>VAT INCLUDED</small>	1 313 € <small>VAT INCLUDED</small>	1 250 € <small>VAT INCLUDED</small>	1 208 € <small>VAT INCLUDED</small>	1 154 € <small>VAT INCLUDED</small>	1 040 € <small>VAT INCLUDED</small>
PVC ORANGE/WHITE	1 418 € <small>VAT INCLUDED</small>	1 313 € <small>VAT INCLUDED</small>	1 250 € <small>VAT INCLUDED</small>	1 208 € <small>VAT INCLUDED</small>	1 154 € <small>VAT INCLUDED</small>	1 040 € <small>VAT INCLUDED</small>
PVC GREY/L.GREY	1 418 € <small>VAT INCLUDED</small>	1 313 € <small>VAT INCLUDED</small>	1 250 € <small>VAT INCLUDED</small>	1 208 € <small>VAT INCLUDED</small>	1 154 € <small>VAT INCLUDED</small>	1 040 € <small>VAT INCLUDED</small>
PVC PINK/WHITE	1 418 € <small>VAT INCLUDED</small>	1 313 € <small>VAT INCLUDED</small>	1 250 € <small>VAT INCLUDED</small>	1 208 € <small>VAT INCLUDED</small>	1 154 € <small>VAT INCLUDED</small>	1 040 € <small>VAT INCLUDED</small>



#FASTTRAVEL



3D TENDER

3D TENDER

TENDER

#TRAVEL EVERYWHERE



WORLD TRAVEL

3D TENDER



WORLD TRAVEL 235/230

The World Travel is an inflatable dinghy, foldable, easy to store in its carrying bag, with slatted floor designed for boaters looking for a comfortable, resistant dinghy and providing more space on board for storage.

Its conical tubes will bring great stability to the dinghy and increased comfort in navigation.

The World Travel is made with a PVC fabric composed of an ultra-resistant polyester weft, an outer coating for protection against the marine environment and an airtight inner coating.



EQUIPMENT

- Slatted floor
- Adjustable aluminium bench on slide
- Oars
- Transport backpack

AVAILABLE COLOR



BLACK



GREY

DETAILED FEATURES

Model	WORLDTRAVEL 235	WORLDTRAVEL 200
LENGTH	2.35 m	2.00 m
INTERIOR LENGTH	1.83 m	1.47 m
WIDTH	1.31 m	1.31 m
INTERIOR WIDTH	0.60 m	0.60 m
TUBE DIAMETER	37-32 cm	37-32 cm
NUM. OF AIR CHAMBERS	2	2
WEIGHT	21 kg	19 kg
FLOOR INFLATION PRESSURE	0.80 bar	0.80 bar
TUBE INFLATION PRESSURE	0.25 bar	0.25 bar
PASSAGER NUMBER	3	3
MAX LOAD	350kg	350kg
MAX POWER	3.5 HP	3.5 HP
ENGINE SHAFT	Simple S	Simple S
BAG DIMENSION	98X49X35cm	98X49X35cm


FOLDABLE TENDER INFLATABLE FLOOR

Like all folding tenders in the 3D Tender range, the World Travel is equipped with an adjustable aluminium bench, a pair of oars, an inflator and a carry bag.

PRICE LIST

MODEL	WORLD TRAVEL 235	WORLD TRAVEL 200
STANDARD EQUIPMENT	Slatted floor Adjustable aluminium bench on slide Oars Transport backpack	Slatted floor Adjustable aluminium bench on slide Oars Transport backpack
PVC GREY	472 € <small>VAT INCLUDED</small>	440 € <small>VAT INCLUDED</small>
PVC BLACK	472 € <small>VAT INCLUDED</small>	440 € <small>VAT INCLUDED</small>





#3DTENDER NEW CREATION

420



PILOT 420

The Pilot420 is a 3D Tender harbor service boat, designed by the architect Samy Boubezari. The boat is the specialist in harbour manoeuvring assistance for boats of all sizes. The compact design and shallow draft allow it to maneuver in the most difficult to access areas.

The boat is extremely robust with its 5mm thick H5083 aluminum hull and dense 3mm internal structure. the 20 cm PU reinforcement all around the hull provides maximum protection in case of contact, without marking the boats.

The structural plans have been validated by the classification society Bureau Veritas. The boat a rounded bow, called «marotte», which allows it to perform its function as a pusher boat. The flat bottom, the good width/length ratio and the design of the hull, give it excellent stability and maneuverability at sea. The Pilot 420 is equipped with two towing mats, one forward and one aft directly linked to the structure of the boat.

In order to secure the boat, handrails are present all around the Pilot 420. This boat is self-draining.

135

Tolerances dimensions and weight (±)10%

EQUIPMENT

PILOT 420 Standard :

- Grey hull with anti-corrosion treatment
- Two towing masts
- Pilot console and seat with storage
- Safety handrails
- Non-slip and self-draining EVA deck
- Polyurea protection of 20 cm
- Two access platforms at the back
- Self-draining deck
- 2 storage boxes
- 2 access steps to the front platform
- Work platform at the bow of the boat
- Double access hatch
- Towing ring at the bow
- 4 cleats and anchor locker
- 60L tank

Pack Pilot 420 /Division 222/Suzuki DF 50 :

- All standard equipment
- Homologation Division 222
- Professional Navigation Card
- SUZUKI DF50 engine
- Hydraulic steering MO 100
- Battery switch and pre-filter gasoline
- Sea trial with Ship Safety Center
- Preparation, assembly and registration

DETAILED FEATURES

LENGTH	4.20m
INTERIOR LENGTH	4.00 m
WIDTH	2.30m
INTERIOR WIDTH	1.00 m
DEPTH	0.86 m
DEAD RISE BOW	-
DEAD RISE TRANSOM	-
PROTECTION DIAMETER	20cm
NUMBER OF AIR CHAMBERS	6
WEIGHT	450kg
TUBE INFLATION PRESSURE	-
PASSAGER NUMBER	4
MAX LOAD	650 kg
MAX POWER	60 HP
ENGINE SHAFT	Simple L
DESIGN CATEGORY	D
FUEL TANK	60l

ALUMINUM BOAT

ALUMINUM HULL

EQUIPMENT

PILOT 560 Standard :

- Grey hull with anti-corrosion treatment
- Two towing masts
- Pilot console with storage and front seat
- Pilot seat with storage box
- Handrails
- Non-slip EVA deck coating
- Polyurea protection of 15 cm
- Two access platforms at the rear
- Self-draining deck
- 2 storage boxes at the front
- 2 storages boxes at the back with seat
- Work platform with two access steps/seats
- Bottom access hatch
- Towing ring at the bow
- 4 Lifting rings
- 6 cleats and anchor locker
- 90L tank

Pack Pilot 560 /Division 222/Suzuki DF 100 :

- All standard equipment
- Homologation Division 222
- Professional Navigation Card
- SUZUKI DF100engine
- Hydraulic steering MO 150
- Battery switch and pre-filter gasoline
- Sea trial with Ship Safety Center
- Preparation, assembly and registration

DETAILED FEATURES

LENGTH	5.60 m
INTERIOR LENGTH	5.45 m
WIDTH	2.30 m
INTERIOR WIDTH	2.00 m
DEPTH	1.20 m
DEAD RISE BOW	-
DEAD RISE TRANSOM	-
PROTECTION DIAMETER	15cm
NUMBER OF AIR CHAMBERS	-
WEIGHT	700kg
TUBE INFLATION PRESSURE	0.25 bar
PASSAGER NUMBER	8
MAX LOAD	800 kg
MAX POWER	140 HP
ENGINE SHAFT	Simple L
DESIGN CATEGORY	C
FUEL TANK	90l

ALUMINUM BOAT

ALUMINUM HULL

560



PILOT 560

Big brother of the range, the Pilot560 is a 3D Tender harbor service boat, and passenger boat designed by our architect Samy Boubezari.

The Pilot560 is the specialist in harbour manoeuvring assistance for boats of all sizes. Its compact design and shallow draft allow it to maneuver in the most difficult to access areas.

The boat is extremely robust with its 4mm thick H5083 aluminum hull and dense 3mm internal structure. the 15 cm Polyurea reinforcement all around the hull provides maximum protection in case of contact, without marking the boats.

The structural plans have been validated by the classification society Bureau Veritas.

Optional : T-top, engine protection, winch

136

Tolerances dimensions and weight (±)10%

PRICE LIST

MODEL	PILOT 420	PACK PILOT 420	PILOT 560	PACK PILOT 560
STANDARD EQUIPMENT	<p>Grey hull with anti-corrosion treatment</p> <p>Two towing masts</p> <p>Pilot console and seat</p> <p>Safety handrails</p> <p>Non-slip EVA deck coating</p> <p>Polyurea protection of 20 cm</p> <p>Self-draining deck</p> <p>Two access platforms</p> <p>Self-draining deck</p> <p>2 storage boxes 2 access steps</p> <p>Work platform</p> <p>Double access hatch</p> <p>Towing ring at the bow</p> <p>4 cleats and anchor locker</p> <p>60L tank</p>	<p>All standard equipment</p> <p>Homologation Division 222</p> <p>Professional Navigation Card</p> <p>SUZUKI DF50 engine</p> <p>Hydraulic steering MO 100</p> <p>Battery switch and pre-filter gasoline</p> <p>Sea trial with Ship Safety Center</p> <p>Preparation, assembly and registration of the boat</p>	<p>Grey hull anti-corrosion paint</p> <p>Two towing masts</p> <p>Pilot console with storage and front seat</p> <p>Pilot seat with storage box</p> <p>Handrails</p> <p>Non-slip EVA deck coating</p> <p>Polyurea protection of 15 cm</p> <p>Two access platforms at the rear</p> <p>Self-draining deck</p> <p>2 storage boxes at the front</p> <p>2 storage boxes at the back with seat</p> <p>Work platform with two access steps/seats</p> <p>Bottom access hatch</p> <p>Towing ring at the bow</p> <p>4 Lifting rings</p> <p>6 cleats and anchor locker</p> <p>90L tank</p>	<p>All standard equipment</p> <p>Homologation Division 222</p> <p>Professional Navigation Card</p> <p>SUZUKI DF100 engine</p> <p>Hydraulic steering MO 150</p> <p>Battery switch and pre-filter gasoline</p> <p>Sea trial with Ship Safety Center</p> <p>Preparation, assembly and registration</p>
FULL POLYUREA	19 958 € <small>vat included</small>	29 900 € <small>vat included</small>	29 988 € <small>vat included</small>	47 865 € <small>vat included</small>

#RELIABLE WORKBOAT



IQ6



COACH BOAT IQ 6

3DTender created the IQ6, in collaboration with coaches around the globe. Equipped with a «Wave Piercer» hull providing exceptional seakeeping, the IQ6 is a self-draining boat equipped with a 100-litre tank integrated below deck.

The IQ6 pack is equipped with a tilting console with engine control on the left side, which can be adjusted according to your wishes. You can position on the console, one or two jockey seats, a trunk with storage space and a removable ski mast. The IQ6 meets all the requirements of Foil coaches and provides you with unparalleled comfort thanks to its shock-absorbing deck.

Available in PVC Mehler® or HYPALON ORCA® it is sold in standard or in a Pack with all the necessary equipment and engine, ready to sail!.

139

Tolerances dimensions and weight (±)10%

EQUIPMENT

IQ Standard :

- 100L stainless steel fuel tank
- Skin surface protection tube
- Automatic bilge pump
- Bow locker below deck
- Anchor locker
- Tube protection
- Self-draining deck
- Non-slip deck
- Bow protection stripe
- Safe-line
- Reinforced bow protection
- towing ring

Option :

- Tilting console with front storage
- Suspension seat
- jockey seat
- Shock absorbing EVA deck
- Storage box with removable ski pole

DETAILED FEATURES

LENGTH	6.00 m
INTERIOR LENGTH	5.00 m
WIDTH	2.30m
INTERIOR WIDTH	1.40 m
DEPTH	1.30 m
DEAD RISE BOW	-
DEAD RISE TRANSOM	23 °
TUBE DIAMETER	50cm
NUMBER OF AIR CHAMBERS	5
WEIGHT	350kg
TUBE INFLATION PRESSURE	0.25 bar
PASSAGER NUMBER	6
MAX LOAD	1280 kg
MAX POWER	120 HP
ENGINE SHAFT	Simple L
DESIGN CATEGORY	C
FUEL TANK	100l

RIB's

FIBERGLASS HULL

PRICE LIST

MODEL	IQ 6	PACK IQ 6 PVC	PACK IQ 6 HYPALON
STANDARD EQUIPMENT	100L fuel tank Skin surface protection tube Automatic bilge pump Non-slip self-draining deck Safe lines Front locker below deck Anchor locker Tube protection strip and bow protection strip Reinforced bow protection with towing ring	100L fuel tank Skin surface protection tube Automatic bilge pump Non-slip self-draining deck Safe lines Front locker below deck Anchor locker Tube protection strip and bow protection strip Reinforced bow protection with towing ring SUZUKI DF50 engine Jockey seat Tilting aluminum steering console.	100L fuel tank Skin surface protection tube Automatic bilge pump Non-slip self-draining deck Safe lines Front locker below deck Anchor locker Tube protection strip and bow protection strip Reinforced bow protection with towing ring SUZUKI DF70 engine Tilting aluminum steering console Two suspension seats Trunk with storage spaces and removable ski mast Shock-absorbing EVA deck coating
PVC BLACK	8 880 € <small>VAT INCLUDED</small>	19 908 € <small>VAT INCLUDED</small>	-
HYPALON BLACK	11 800 € <small>VAT INCLUDED</small>	-	33 000 € <small>VAT INCLUDED</small>

In areas with a tropical climate, the use of 3D TENDER boats in PVC is excluded from the guarantee. Price exclude delivery costs. prices and specifications may change without notice.

#3DTENDER ACCESSORIES



ACCESSORIES

BOLSTER SEAT :

BOLSTER SEAT L - S01	
LENGHT	38 CM
WIDTH	70 CM
HEIGHT	75 CM
HEIGHT SEAT	73 CM
PRICE VAT INCLUDED	1 355 €

BOLSTER SEAT XL - S02	
LENGHT	40 CM
WIDTH	95 CM
HEIGHT	75 CM
HEIGHT SEAT	78 CM
PRICE VAT INCLUDED	1 670 €

BOLSTER FISHING - S03	
LENGHT	69 CM
WIDTH	75 CM
HEIGHT	82 CM
HEIGHT SEAT	82 CM
PRICE VAT INCLUDED	3 149 €

BOLSTER PILOT - S04	
LENGHT	35 CM
WIDTH	45 CM
HEIGHT	105 CM
HEIGHT SEAT	70 CM
PRICE VAT INCLUDED	1 565 €

LEANING POST - S05	
LENGHT	42 CM
WIDTH	74 CM
HEIGHT	83 CM
HEIGHT SEAT	83 CM
PRICE VAT INCLUDED	776 €

JOCKEY SEAT :

JOCKEY SIMPLE - J01	
LENGHT	53 CM
WIDTH	35 CM
HEIGHT	96 CM
HEIGHT SEAT	57 CM
PRICE VAT INCLUDED	830 €

JOCKEY PILOT - J02	
LENGHT	69 CM
WIDTH	33 CM
HEIGHT	96 CM
HEIGHT SEAT	68 CM
PRICE VAT INCLUDED	935 €

JOCKEY WINGS - J03	
LENGHT	96 CM
WIDTH	33 CM
HEIGHT	93 CM
HEIGHT SEAT	57 CM
PRICE VAT INCLUDED	1 049 €

JOCKEY SUSPENSION - J04	
LENGHT	42 CM
WIDTH	35 CM
HEIGHT	90 CM
HEIGHT SEAT	60 CM
PRICE VAT INCLUDED	1 994 €

ACCESSORIES

	JOCKEY DOUBLE - J05	
	LENGHT	112 CM
	WIDTH	33 CM
	HEIGHT	100 CM
	HEIGHT SEAT	73 CM
	PRICE VAT INCLUDED	1 565 €

BENCH :

	SIMPLE BENCH B01	
	LENGHT	50 CM
	WIDTH	80 CM
	HEIGHT	90 CM
	HEIGHT SEAT	45 CM
	PRICE VAT INCLUDED	829 €

	DOUBLE BENCH XPRO- B02	
	LENGHT	50 CM
	WIDTH	90 CM
	HEIGHT	90 CM
	HEIGHT SEAT	45 CM
	PRICE VAT INCLUDED	1 040 €

	DOUBLE BENCH PATROL - B03	
	LENGHT	38 CM
	WIDTH	70 CM
	HEIGHT	75 CM
	HEIGHT SEAT	73 CM
	PRICE VAT INCLUDED	1 250 €

	TRIPLE BENCH PATROL XL - B04	
	LENGHT	45 CM
	WIDTH	119 CM
	HEIGHT	80 CM
	HEIGHT SEAT	45 CM
	PRICE VAT INCLUDED	1 469 €

	TRIPLE BENCH PATROL XXL - B04	
	LENGHT	50 CM
	WIDTH	130 CM
	HEIGHT	90 CM
	HEIGHT SEAT	60 CM
	PRICE VAT INCLUDED	1 670 €

	BENCH DREAM540 - B06	
	LENGHT	45 CM
	WIDTH	100 CM
	HEIGHT	80 CM
	HEIGHT SEAT	48 CM
	PRICE VAT INCLUDED	1 102 €

	DOUBLE ALU BENCH -B07	
	LENGHT	50 CM
	WIDTH	90 CM
	HEIGHT	90 CM
	HEIGHT SEAT	45 CM
	PRICE VAT INCLUDED	999 €

	TRIPLE ALU BENCH -B08	
	LENGHT	50 CM
	WIDTH	123 CM
	HEIGHT	90 CM
	HEIGHT SEAT	50 CM
	PRICE VAT INCLUDED	1 102 €

ACCESSORIES

	ULTIMATE BENCH - B10	
	LENGHT	40 CM
	WIDTH	80 CM
	HEIGHT	105 CM
	HEIGHT SEAT	45 CM
	PRICE VAT INCLUDED	797 €

	BENCH PATROL L - B11	
	LENGHT	45 CM
	WIDTH	114 CM
	HEIGHT	80 CM
	HEIGHT SEAT	45 CM
	PRICE VAT INCLUDED	1 469 €

CONSOLE :

	STRAIGHT CONSOLE- C01	
	LENGHT	45 CM
	WIDTH	62 CM
	HEIGHT	147 CM
	HEIGHT SEAT	-
	PRICE VAT INCLUDED	1 197 €

	CONSOLE WITH FRONT SEAT - C02	
	LENGHT	83 CM
	WIDTH	62 CM
	HEIGHT	149 CM
	HEIGHT SEAT	45 CM
	PRICE VAT INCLUDED	1 418 €

	TILTING CONSOLE - C03	
	LENGHT	83 CM
	WIDTH	62 CM
	HEIGHT	149 CM
	HEIGHT SEAT	45 CM
	PRICE VAT INCLUDED	1 565 €

	CONSOLE L PATROL - C04	
	LENGHT	97 CM
	WIDTH	66 CM
	HEIGHT	175 CM
	HEIGHT SEAT	48 CM
	PRICE VAT INCLUDED	1 985 €


	CONSOLE XL PATROL - C05	
	LENGHT	90 CM
	WIDTH	82 CM
	HEIGHT	175 CM
	HEIGHT SEAT	48 CM
	PRICE VAT INCLUDED	2 510 €

	CONSOLE JOCKEY ULTIMATE - C06	
	LENGHT	180 CM
	WIDTH	30 CM
	HEIGHT	86 CM
	HEIGHT SEAT	46 CM
	PRICE VAT INCLUDED	1 040 €

	CONSOLE JOCKEY L - C07	
	LENGHT	117 CM
	WIDTH	45 CM
	HEIGHT	90 CM
	HEIGHT SEAT	45 CM
	PRICE VAT INCLUDED	1 259 €

ACCESSORIES

	CONSOLE JOCKEY XL - C08	
LENGHT	130 CM	
WIDTH	35 CM	
HEIGHT	90 CM	
HEIGHT SEAT	60 CM	
PRICE VAT INCLUDED	1 565 €	

	PACK TENDER - C11	
LENGHT	40 CM	
WIDTH	80 CM	
HEIGHT	105 CM	
HEIGHT SEAT	45 CM	
PRICE VAT INCLUDED	1 775 €	

ROLL-BAR / BIMINI :


	ROLL BAR STEALTH 360/390 - R01	
LENGHT	35 CM	
WIDTH	90 CM	
HEIGHT	170 CM	
HEIGHT SEAT	-	
PRICE VAT INCLUDED	577 €	

	CONSOLE FISHING - C09	
LENGHT	136 CM	
WIDTH	82 CM	
HEIGHT	198 CM	
HEIGHT SEAT	45 CM	
PRICE VAT INCLUDED	2 519 €	

	CNOSOLE ULTIMATE - C12	
LENGHT	40 CM	
WIDTH	80 CM	
HEIGHT	105 CM	
HEIGHT SEAT	45 CM	
PRICE VAT INCLUDED	1 250 €	

	ROLL BAR SEAT 360/390 - R02	
LENGHT	80 CM	
WIDTH	90 CM	
HEIGHT	170 CM	
HEIGHT SEAT	45 CM	
PRICE VAT INCLUDED	830€	

	CONSOLE PATROL - C10	
LENGHT	45 CM	
WIDTH	82 CM	
HEIGHT	148 CM	
HEIGHT SEAT	-	
PRICE VAT INCLUDED	1 889 €	

	PATROL CABIN - C14	
LENGHT	160 CM	
WIDTH	130 CM	
HEIGHT	200 CM	
HEIGHT SEAT	-	
PRICE VAT INCLUDED	7 664 €	


	ROLL BAR STEALTH 360/390 - R03	
LENGHT	30 CM	
WIDTH	110 CM	
HEIGHT	110 CM	
HEIGHT SEAT	-	
PRICE VAT INCLUDED	629 €	


ACCESSORIES

	ROLL BAR SEAT - R04	
LENGHT	30 CM	
WIDTH	110 CM	
HEIGHT	150 CM	
HEIGHT SEAT	45 CM	
PRICE VAT INCLUDED	935 €	

	ROLL-BAR DOUBLE PATROL - R09	
LENGHT	40 CM	
WIDTH	90-120 CM	
HEIGHT	-	
HEIGHT SEAT	-	
PRICE VAT INCLUDED	892 €	

	ROLL BAR XPRO 445/490/535 - R12	
LENGHT	35 CM	
WIDTH	100 CM	
HEIGHT	140 CM	
HEIGHT SEAT	- CM	
PRICE VAT INCLUDED	892 €	

	ROLL BAR BIMINI DREAM6 - R07	
LENGHT	35 CM	
WIDTH	126 CM	
HEIGHT	160 CM	
HEIGHT SEAT	-	
PRICE VAT INCLUDED	1 994 €	

	PATROL ENGINE PROTECTION - R10	
LENGHT	-	
WIDTH	90-120 CM	
HEIGHT	149 CM	
HEIGHT SEAT	-	
PRICE VAT INCLUDED	2 195 €	

	ROLL BAR XPRO SEAT - R13	
LENGHT	80 CM	
WIDTH	100 CM	
HEIGHT	140 CM	
HEIGHT SEAT	45 CM	
PRICE VAT INCLUDED	1 145 €	


	ROLL BAR BIMINI DREAM655 - R08	
LENGHT	40 CM	
WIDTH	138 CM	
HEIGHT	180 CM	
HEIGHT SEAT	-	
PRICE VAT INCLUDED	3 245 €	


	PATROL LADDER - R10	
LENGHT	-	
WIDTH	90-120 CM	
HEIGHT	-	
HEIGHT SEAT	-	
PRICE VAT INCLUDED	3 140 €	

T-TOP :

	T-TOP(420/550) - T01	
LENGHT	160 CM	
WIDTH	115 CM	
HEIGHT	200 CM	
HEIGHT SEAT	-	
PRICE VAT INCLUDED	1 418 €	

ACCESSORIES


	T-TOP(600/860) - T02	
LENGHT		160 CM
WIDTH		130 CM
HEIGHT		200 CM
HEIGHT SEAT		-
PRICE VAT INCLUDED		1 523 €

	FIVE RODE HOLDER - A03	
LENGHT		10 CM
WIDTH		20 CM
HEIGHT		35 CM
HEIGHT SEAT		-
PRICE VAT INCLUDED		335 €

	ALU LAUNCHING WHEELS - A06	
LENGHT		25 CM
WIDTH		15 CM
HEIGHT		50 CM
HEIGHT SEAT		-
PRICE VAT INCLUDED		230 €

	SKI MAST DREAM6 - A09	
LENGHT		-
WIDTH		-
HEIGHT		-
HEIGHT SEAT		-
PRICE VAT INCLUDED		515 €

	INOX LADDER I - A12	
LENGHT		50 CM
WIDTH		35 CM
HEIGHT		154 CM
HEIGHT SEAT		-
PRICE VAT INCLUDED		241 €

	SUNBATH NIVIDIC - A18	
LENGHT		180 CM
WIDTH		160 CM
HEIGHT		20 CM
HEIGHT SEAT		-
PRICE VAT INCLUDED		650 €

OTHER ACCESSORIES :

	SIMPLE RODE HOLDER - A01	
LENGHT		7 CM
WIDTH		14 CM
HEIGHT		26 CM
HEIGHT SEAT		-
PRICE VAT INCLUDED		104 €


	BOX T-TOP WITH LOCK- A04	
LENGHT		55 CM
WIDTH		55 CM
HEIGHT		25 CM
HEIGHT SEAT		-
PRICE VAT INCLUDED		388 €

	LED LIGHT INOX MAST - A07	
LENGHT		10 CM
WIDTH		5 CM
HEIGHT		43 CM
HEIGHT SEAT		-
PRICE VAT INCLUDED		104 €


	CABIN COVER IN SUNBRELLA - A10	
LENGHT		125 CM
WIDTH		-
HEIGHT		195 CM
HEIGHT SEAT		-
PRICE VAT INCLUDED		1 040 €

	ENGINE PLATE - A14	
LENGHT		38 CM
WIDTH		7 CM
HEIGHT		-
HEIGHT SEAT		-
PRICE VAT INCLUDED		45 €

	KEEL PROTECTION - A21	
LENGHT		800 CM
WIDTH		8 CM
HEIGHT		-
HEIGHT SEAT		-
PRICE VAT INCLUDED		308 €

	DOUBLE RODE HOLDER - A02	
LENGHT		7 CM
WIDTH		20 CM
HEIGHT		26 CM
HEIGHT SEAT		-
PRICE VAT INCLUDED		136 €

	LAUNCHING WHEELS- A05	
LENGHT		15 CM
WIDTH		10 CM
HEIGHT		35 CM
HEIGHT SEAT		-
PRICE VAT INCLUDED		136 €

	TOWING MAST - A08	
LENGHT		-
WIDTH		-
HEIGHT		80 CM
HEIGHT SEAT		-
PRICE VAT INCLUDED		305 €

	PATROL BALCONY600/860 - A11	
LENGHT		45 CM
WIDTH		62 CM
HEIGHT		147 CM
HEIGHT SEAT		-
PRICE VAT INCLUDED		830 €

	LIFE JACKET 3D - A17	
LENGHT		60 CM
WIDTH		35 CM
HEIGHT		-
HEIGHT SEAT		-
PRICE VAT INCLUDED		45 €

ACCESSORIES



3D TENDER[®]
HIGH PERFORMANCE RESEARCH & DEVELOPMENT